

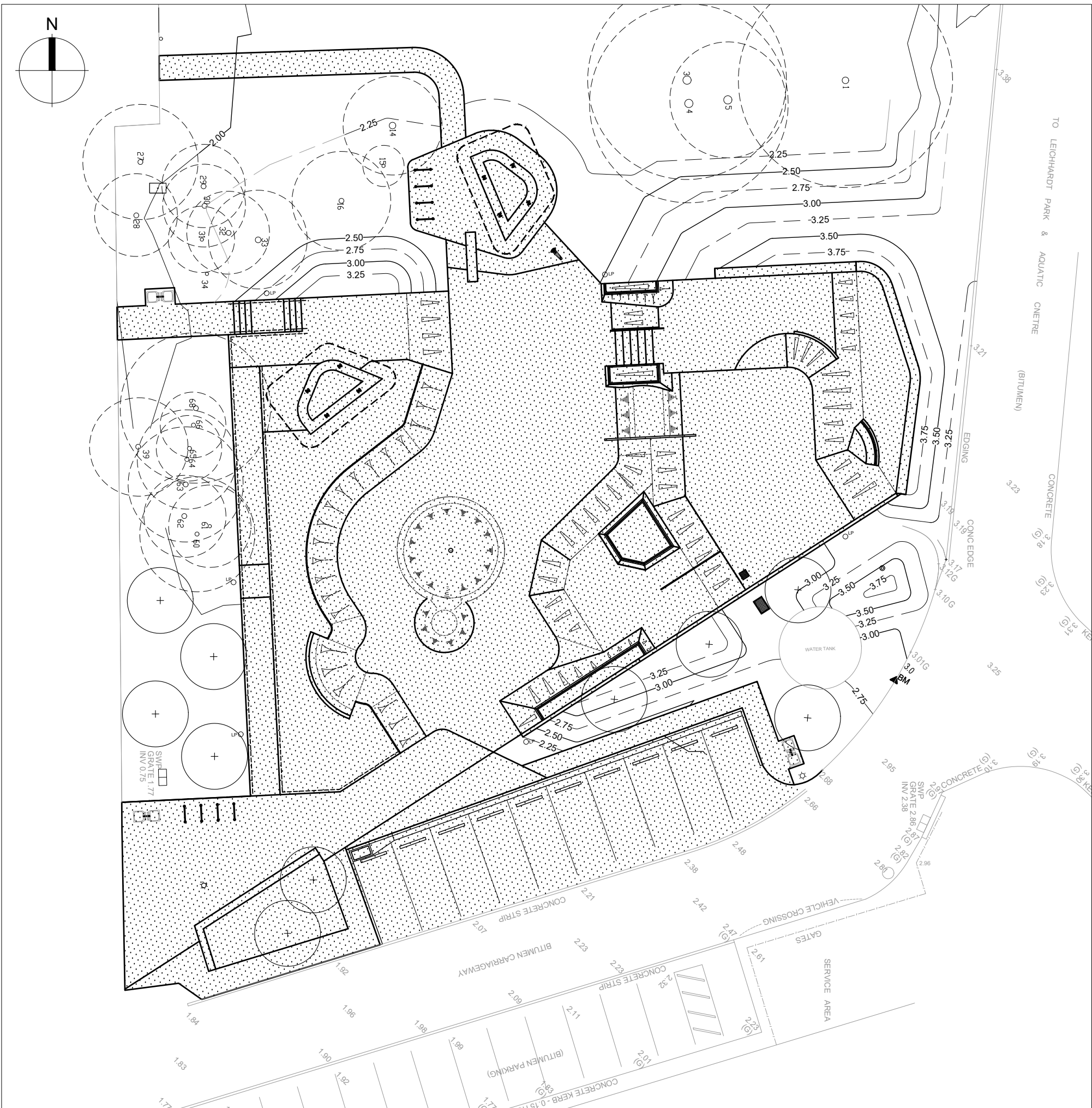
LEICHHARDT PARK SKATE PARK

CONSTRUCTION DRAWINGS //

// Maliyawul St, Lilyfield NSW 2040



LOCATION MAP



OVERALL PLAN - SCALE: 1:250

DRAWING LIST:			
Title Page & Drawing Index		DETAILS	
General Notes	1821_CD001	Engineering Details 01	1821_CD200
CONSTRUCTION PLANS		Engineering Details 02	1821_CD201
Existing Conditions Plan	1821_CD002	Engineering Details 03	1821_CD202
Demolition Plan	1821_CD003	Engineering Details 04	1821_CD203
Site Plan	1821_CD004	Engineering Details 05	1821_CD204
Surface Finishes Plan	1821_CD006-A	Drainage Details 01	1821_CD205
Surface Finishes Plan	1821_CD006-B	Carpark Details 01	1821_CD210
Levels Plan	1821_CD007-A	FABRICATION	
Levels Plan	1821_CD007-B	Steel Shelter Details 01	1821_CD300
Drainage Plan	1821_CD008	Steel Shelter Details 02	1821_CD301
Setout Plan	1821_CD009-A	Balustrade/Handrail Plan	1821_CD310
Setout Plan	1821_CD009-B	Balustrade Details 01	1821_CD311
Dimensions Plan	1821_CD010-A	Entrance Signage	1821_CD320
Dimensions Plan	1821_CD010-B	LANDSCAPE WORKS	
Steel Plan	1821_CD011	Planting Plan	1821_CD400
Concrete Joints Plan	1821_CD012-A	Planting Details	1821_CD401
Concrete Joints Plan	1821_CD012-B		
SECTIONS			
Section Key Plan	1821_CD100		
Sections 01	1821_CD101		
Sections 02	1821_CD102		
Retaining Wall Plan	1821_CD110		
Retaining Wall Sections	1821_CD111		

- WARNING -
CONTRACTOR TO VERIFY LOCATION, DEPTH/CLEARANCE AND ALIGNMENT OF OVERHEAD AND UNDERGROUND SERVICES. CONTRACTOR TO ACQUIRE CURRENT AND RELEVANT DIAL BEFORE YOU DIG/ONE CALL SERVICES DRAWINGS AND ADHERE TO ALL REQUIREMENTS FOR WORKS NEAR SERVICES INCLUDING CLEARANCES, EASEMENTS AND INFORMING SERVICE AUTHORITIES PRIOR TO COMMENCEMENT OF WORKS. THE LOCATIONS OF UNDERGROUND SERVICES INDICATED IN THIS SET OF DRAWINGS ARE INDICATIVE ONLY. FIT LOCATIONS HAVE BEEN SURVEYED BY A LICENSED SURVEYOR.

- SITE DIMENSIONS -
CONTRACTOR TO SATISFY THEMSELVES OF SITE CONDITIONS, CHANGES IN LEVEL AND DIMENSIONS PRIOR TO FABRICATION OF SITE SPECIFIC ITEMS OR PRIOR TO ORDERING/PURCHASING MATERIALS. WHERE DISCREPANCIES EXIST BETWEEN DRAWINGS AND SITE CONDITIONS CONTRACTOR TO NOTIFY SUPERINTENDENT PRIOR TO COMMENCEMENT OF WORKS.

- COPYRIGHT AND INTELLECTUAL PROPERTY RIGHTS -
ENLOCUS RETAINS THE INTELLECTUAL PROPERTY RIGHT IN RELATION TO THE CONTRACT MATERIAL. THE DESIGN AS REPRESENTED BY THE DRAWING SET AND ALL DETAILS, INGENUITY AND INNOVATION REMAIN THE PROPERTY OF ENLOCUS. REFER TO CONTRACT FOR IRREVOCABLE LICENSE GRANTED TO THE CLIENT AND COPYRIGHT ARRANGEMENT. © ENLOCUS 2019

DRAWING STATUS:

FOR COMMENT

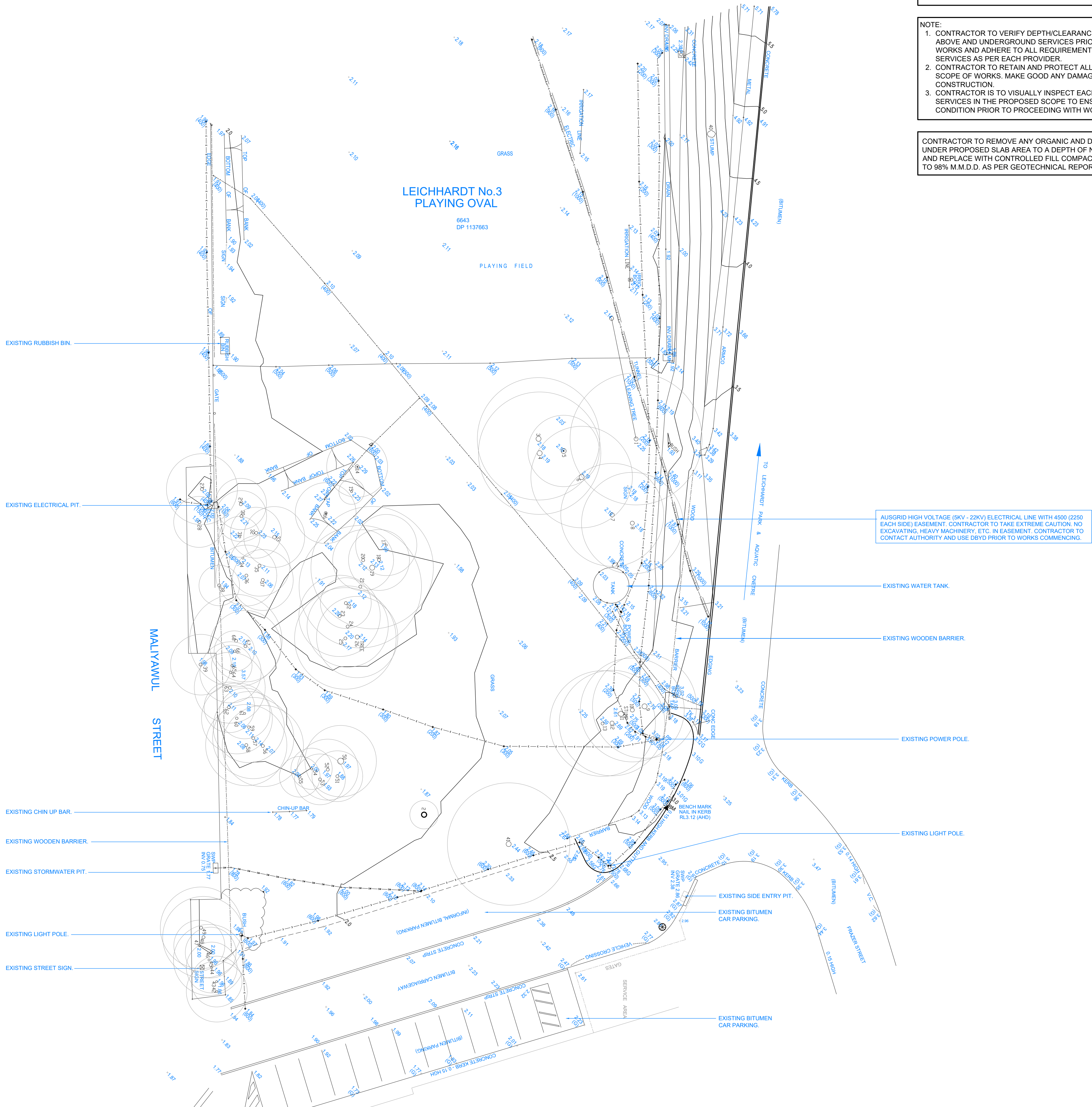
REVISION STATUS:		
05	For Comment	18.01.22
04	For Construction	27.08.21
03	For Construction	04.08.21
02B	For Review	25.06.21
02A	For Review	24.06.21

LANDSCAPE ARCHITECT CONSULTANT:	
enlocus	ENLOCUS Level 1, 151 St Georges Rd, Fitzroy North, Victoria 3066 T : 03 9482 2202 W : www.enlocus.com
CONSULTANTS:	
STRUCTURAL ENGINEER MATRIX ENGINEERING GROUP P/L 24/37 Kellor Park Drive Kellor Park, Victoria 3042 Tel : +613 9331 7522 www.matrixgroup.net.au	LIGHTING & ELECTRICAL: WEBB AUSTRALIA GROUP Level 6, 128 Exhibition St Melbourne VIC 3000 Tel : +613 9652 0333 www.webbaustralia.com.au
NOTES / LEGEND:	

CLIENT NAME:	
INNER WEST COUNCIL 7-15 Wetherill Street, Leichhardt NSW 2040	
PROJECT NAME:	
LEICHHARDT PARK SKATE PARK 70 Mary Street, Lilyfield NSW 2040	
DRAWING TITLE:	

Drawing Index			
SCALE:	DATE OF ISSUE: 17.02.2022		
FORMAT / SIZE:	A1	REFERENCE NO:	1821
DESIGN REVIEW:	ND	APPROVAL:	JM

DRAWING NUMBER:		REVISION:
1821_CD 000		05



CONTRACTOR TO CROSS REFERENCE ALL PLANS TO ENSURE ALL INFORMATION MATCHES. DESIGNER (ENLOCUS PTY LTD) TO BE CONTACTED WITH ANY DISCREPANCIES OR REQUIRED CLARITY FOR APPROVAL IN WRITING PRIOR TO WORKS COMMENCING/CONTINUING.

- NOTE:
- CONTRACTOR TO VERIFY DEPTH/CLEARANCE AND ALIGNMENT OF ALL ABOVE AND UNDERGROUND SERVICES PRIOR TO COMMENCEMENT OF WORKS AND ADHERE TO ALL REQUIREMENTS FOR WORKS NEAR SERVICES AS PER EACH PROVIDER.
 - CONTRACTOR TO RETAIN AND PROTECT ALL SERVICES OUTSIDE OF SCOPE OF WORKS. MAKE GOOD ANY DAMAGES OCCURRED DURING CONSTRUCTION.
 - CONTRACTOR IS TO VISUALLY INSPECT EACH EXISTING PIT AND SERVICES IN THE PROPOSED SCOPE TO ENSURE IT IS IN GOOD CONDITION PRIOR TO PROCEEDING WITH WORKS.

CONTRACTOR TO REMOVE ANY ORGANIC AND DELETERIOUS MATTER UNDER PROPOSED SLAB AREA TO A DEPTH OF NOT LESS THAN 600MM AND REPLACE WITH CONTROLLED FILL COMPACTED IN LAYERS OF 200MM TO 98% M.M.D.D. AS PER GEOTECHNICAL REPORT RECOMMENDATION.

-WARNING -
CONTRACTOR TO VERIFY LOCATION; DEPTH/CLEARANCE AND ALIGNMENT OF OVERHEAD AND UNDERGROUND SERVICES. CONTRACTOR TO ACQUIRE CURRENT AND RELEVANT DIAL BEFORE YOU DIG ONE CALL SERVICES DRAWINGS AND ADHERE TO ALL REQUIREMENTS FOR WORKS NEAR SERVICES INCLUDING CLEARANCES, EASEMENTS AND INFORMING SERVICE AUTHORITIES PRIOR TO COMMENCEMENT OF WORKS. THE LOCATIONS OF UNDERGROUND SERVICES INDICATED IN THIS SET OF DRAWINGS ARE INDICATIVE ONLY. PIT LOCATIONS HAVE BEEN SURVEYED BY A LICENSED SURVEYOR.

- SITE DIMENSIONS -
CONTRACTOR TO SATISFY THEMSELVES OF SITE CONDITIONS, CHANGES IN LEVEL AND DIMENSIONS PRIOR TO FABRICATION OF SITE SPECIFIC ITEMS OR PRIOR TO ORDERING/PURCHASING MATERIALS. WHERE DISCREPANCIES EXIST BETWEEN DRAWINGS AND SITE CONDITIONS CONTRACTOR TO NOTIFY SUPERINTENDENT PRIOR TO COMMENCEMENT OF WORKS.

- COPYRIGHT AND INTELLECTUAL PROPERTY RIGHTS -
ENLOCUS RETAINS THE INTELLECTUAL PROPERTY RIGHT IN RELATION TO THE CONTRACT MATERIAL. THE DESIGN AS REPRESENTED BY THE DRAWING SET AND ALL DETAILS, INGENUITY AND INNOVATION REMAIN THE PROPERTY OF ENLOCUS. REFER TO CONTRACT FOR IRREVOCABLE LICENSE GRANTED TO THE CLIENT AND COPYRIGHT ARRANGEMENT. © ENLOCUS 2019

DRAWING STATUS:

FOR COMMENT

REVISION STATUS:

05	For Comment	18.01.22
04	For Construction	27.08.21
03	For Construction	04.08.21
02B	For Review	25.06.21
02A	For Review	24.06.21

LANDSCAPE ARCHITECT CONSULTANT:

enlocus
ENLOCUS
Level 1, 151 St Georges Rd,
Fitzroy North, Victoria 3066
T : 03 9482 2202
W : www.enlocus.com

CONSULTANTS:

STRUCTURAL ENGINEER MATRIX ENGINEERING GROUP P/L 24/37 Kellor Park Drive Kellor Park, Victoria 3042 Tel : +613 9331 7522 www.matrixgroup.net.au	LIGHTING & ELECTRICAL: WEBB AUSTRALIA GROUP Level 6, 128 Exhibition St Melbourne VIC 3000 Tel : +613 9652 0333 www.webbaustralia.com.au
---	---

NOTES / LEGEND:

EXISTING CONDITIONS NOTES:

DIGITAL SURVEY PREPARED BY:
NORTON SURVEY PARTNERS 28.11.2018
1. SITE ACCESS TO BE CONDUCTED FROM ADJACENT CAR PARK. ANY DAMAGE INCURRED BY SITE ACCESS TO BE REPAIRED AT CONTRACTORS EXPENSE.

EXISTING CONDITIONS LEGEND:

	EXISTING TREE. CROSS REFERENCE WITH ARBORICULTURAL DEVELOPMENT ASSESSMENT REPORT FROM MOORE TREES ARBORICULTURAL SERVICES.
	PROTECT AND RETAIN ALL NOMINATED VEGETATION (TREES AND SHRUBS) FOR THE DURATION OF WORKS ON SITE. CONTRACTOR TO SUBMIT A WORKS METHOD STATEMENT FOR THE PROTECTION OF TREES AND ROOT ZONES MARKED ON SITE PLAN AS 'SIGNIFICANT'.
	EXISTING SPOT LEVEL
	EXISTING CONTOUR - MAJOR
	EXISTING CONTOUR - MINOR
	UNDERGROUND TELECOM
	POWER LINE
	STORMWATER LINE
	GAS LINE
	FENCE LINE
	LOT BOUNDARY
	PROPOSED SPOT LEVEL
	PROPOSED CONTOUR - MAJOR
	PROPOSED CONTOUR - MINOR
	WATER MAIN
	OVERHEAD POWER LINE
	SEWER MAIN
	TELECOM PIT
	TELECOM PILLAR
	ELECTRICAL PIT
	POWER POLE
	LIGHT POLE
	STORMWATER MANHOLE

CLIENT NAME:

INNER WEST COUNCIL
7-15 Wetherill Street, Leichhardt
NSW 2040

PROJECT NAME:

LEICHHARDT PARK SKATE PARK
70 Mary Street,
Lilyfield NSW 2040

DRAWING TITLE:

EXISTING CONDITIONS PLAN

SCALE:	1:200	DATE OF ISSUE:	17.02.2022
FORMAT / SIZE:	A1	REFERENCE NO:	1821
DESIGN REVIEW:	ND	APPROVAL:	JM

DRAWING NUMBER:

1821_CD 002

REVISION:

05

CONTRACTOR TO CROSS REFERENCE ALL PLANS TO ENSURE ALL INFORMATION MATCHES. DESIGNER (ENLOCUS PTY LTD) TO BE CONTACTED WITH ANY DISCREPANCIES OR REQUIRED CLARITY FOR APPROVAL IN WRITING PRIOR TO WORKS COMMENCING/CONTINUING.

- NOTE:
- CONTRACTOR TO VERIFY DEPTH/CLEARANCE AND ALIGNMENT OF ALL ABOVE AND UNDERGROUND SERVICES PRIOR TO COMMENCEMENT OF WORKS AND ADHERE TO ALL REQUIREMENTS FOR WORKS NEAR SERVICES AS PER EACH PROVIDER.
 - CONTRACTOR TO RETAIN AND PROTECT ALL SERVICES OUTSIDE OF SCOPE OF WORKS. MAKE GOOD ANY DAMAGES OCCURRED DURING CONSTRUCTION.
 - CONTRACTOR IS TO VISUALLY INSPECT EACH EXISTING PIT AND SERVICES IN THE PROPOSED SCOPE TO ENSURE IT IS IN GOOD CONDITION PRIOR TO PROCEEDING WITH WORKS.

CONTRACTOR TO REMOVE ANY ORGANIC AND DELETERIOUS MATTER UNDER PROPOSED SLAB AREA TO A DEPTH OF NOT LESS THAN 600MM AND REPLACE WITH CONTROLLED FILL, COMPACTED IN LAYERS OF 200MM TO 98% M.M.D.D. AS PER GEOTECHNICAL REPORT RECOMMENDATION.

-WARNING -
CONTRACTOR TO VERIFY LOCATION, DEPTH/CLEARANCE AND ALIGNMENT OF OVERHEAD AND UNDERGROUND SERVICES. CONTRACTOR TO ACQUIRE CURRENT AND RELEVANT DIAL BEFORE YOU DIG ONE CALL SERVICES DRAWINGS AND ADHERE TO ALL REQUIREMENTS FOR WORKS NEAR SERVICES INCLUDING CLEARANCES, EASEMENTS AND INFORMING SERVICE AUTHORITIES PRIOR TO COMMENCEMENT OF WORKS. THE LOCATIONS OF UNDERGROUND SERVICES INDICATED IN THIS SET OF DRAWINGS ARE INDICATIVE ONLY. PIT LOCATIONS HAVE BEEN SURVEYED BY A LICENSED SURVEYOR.

- SITE DIMENSIONS -
CONTRACTOR TO SATISFY THEMSELVES OF SITE CONDITIONS, CHANGES IN LEVEL AND DIMENSIONS PRIOR TO FABRICATION OF SITE SPECIFIC ITEMS OR PRIOR TO ORDERING/PURCHASING MATERIALS. WHERE DISCREPANCIES EXIST BETWEEN DRAWINGS AND SITE CONDITIONS CONTRACTOR TO NOTIFY SUPERINTENDENT PRIOR TO COMMENCEMENT OF WORKS.

- COPYRIGHT AND INTELLECTUAL PROPERTY RIGHTS -
ENLOCUS RETAINS THE INTELLECTUAL PROPERTY RIGHT IN RELATION TO THE CONTRACT MATERIAL. THE DESIGN AS REPRESENTED BY THE DRAWING SET AND ALL DETAILS, INGENUITY AND INNOVATION REMAIN THE PROPERTY OF ENLOCUS. REFER TO CONTRACT FOR IRREVOCABLE LICENSE GRANTED TO THE CLIENT AND COPYRIGHT ARRANGEMENT. © ENLOCUS 2019

DRAWING STATUS:

FOR
COMMENT

REVISION STATUS:

05	For Comment	18.01.22
04	For Construction	27.08.21
03	For Construction	04.08.21
02B	For Review	25.06.21
02A	For Review	24.06.21

LANDSCAPE ARCHITECT CONSULTANT:

enlocus

ENLOCUS
Level 1, 151 St Georges Rd,
Fitzroy North, Victoria 3066
T : 03 9482 2202
W: www.enlocus.com

CONSULTANTS:

STRUCTURAL ENGINEER

MATRIX ENGINEERING

GROUP P/L

24/37 Kellor Park Drive

Kellor Park, Victoria 3042

Tel : +613 9331 7522

www.matrixgroup.net.au

LIGHTING & ELECTRICAL:

WEBB AUSTRALIA

GROUP

Level 6, 128 Exhibition St

Melbourne VIC 3000

Tel : +613 9652 0333

www.webbaustralia.com.au

NOTES / LEGEND:

DEMOLITION NOTES:

- CONTRACTOR TO VERIFY LOCATION, DEPTH/CLEARANCE AND ALIGNMENT OF ALL OVERHEAD AND UNDERGROUND SERVICES INDICATED ON CURRENT AND RELEVANT DIAL BEFORE YOU DIG ONE CALL SERVICES DRAWINGS. CONTRACTOR TO REQUEST ADDITIONAL SERVICES RECORDS FROM COUNCIL, WHERE SERVICES ACCESS PITS, LIGHT POLES, METRES/VALVES ETC EXIST ON SITE. CONTRACTOR TO ASSUME GENERAL ALIGNMENT OF UNDERGROUND PIPES, CONDUITS, CABLES ETC AND VERIFY ALIGNMENT AND MARK ON SITE PRIOR TO COMMENCEMENT OF WORKS.
- LICENSED SURVEYOR TO BE USED TO LOCATE HEIGHT DATUM & SET OUT POINT AS SHOWN ON DRAWINGS PRIOR TO COMMENCEMENT OF WORKS. CONTRACTOR TO SUBMIT A WORKS METHOD STATEMENT FOR THE PROTECTION OF TREES AND ROOT ZONES MARKED ON SITE PLAN AS SIGNIFICANT.
- 150MM (MINIMUM) SITE SCRAPE TO AREA OF SKATEPARK. EXCAVATED TOP SOIL TO BE CLEARED OF VEGETATIVE MATTER AND STOCKPILED ON SITE FOR PLACEMENT ON EMBANKMENTS PRIOR TO LANDSCAPE TREATMENT.
- RETAIN & PROTECT EXISTING TREES WHERE NOMINATED AS PER SPECIFICATIONS.

DEMOLITION LEGEND:

- HATCH INDICATES OUTLINE OF PROPOSED SKATEPARK. EXCAVATE TO REQUIRED DEPTH FOR PROPOSED WORKS. SEE ALSO NOTE 02.
- EXISTING ASPHALT PATH/PAVEMENT TO BE DEMOLISHED AND REMOVED
- REMOVE/RELOCATE/STORE STREET SIGN AS PER SUPERINTENDENT'S INSTRUCTIONS
- TREE TO BE REMOVED. STUMP TO BE GROUND SMOOTH AND ALL WASTE TO BE REMOVED FROM SITE AND AREA MADE GOOD.
- PROTECT AND RETAIN ALL NOMINATED VEGETATION (TREES AND SHRUBS) FOR THE DURATION OF WORKS ON SITE. CONTRACTOR TO SUBMIT A WORKS METHOD STATEMENT FOR THE PROTECTION OF TREES AND ROOT ZONES MARKED ON SITE PLAN AS SIGNIFICANT.
- EXISTING SPOT LEVEL 3.000 PROPOSED SPOT LEVEL
- EXISTING CONTOUR - MAJOR 3.00 PROPOSED CONTOUR - MAJOR
- EXISTING CONTOUR - MINOR 3.20 PROPOSED CONTOUR - MINOR
- UNDERGROUND TELECOM WATER MAIN
- POWER LINE OVERHEAD POWER LINE
- STORMWATER LINE SEWER MAIN
- GAS LINE
- FENCE LINE
- LOT BOUNDARY
- TELECOM PIT
- TELECOM PILLAR
- ELECTRICAL PIT
- POWER POLE
- LIGHT POLE
- STORMWATER MANHOLE
- 35000 SET OUT OF GRID POINT 182 FROM KNOWN B.M. OR CORNER OF NOMINATED PERMANENT INFRASTRUCTURE.

CLIENT NAME:

INNER WEST COUNCIL
7-15 Wetherill Street, Leichhardt
NSW 2040

PROJECT NAME:

LEICHHARDT PARK SKATE PARK
70 Mary Street,
Lilyfield NSW 2040

DRAWING TITLE:

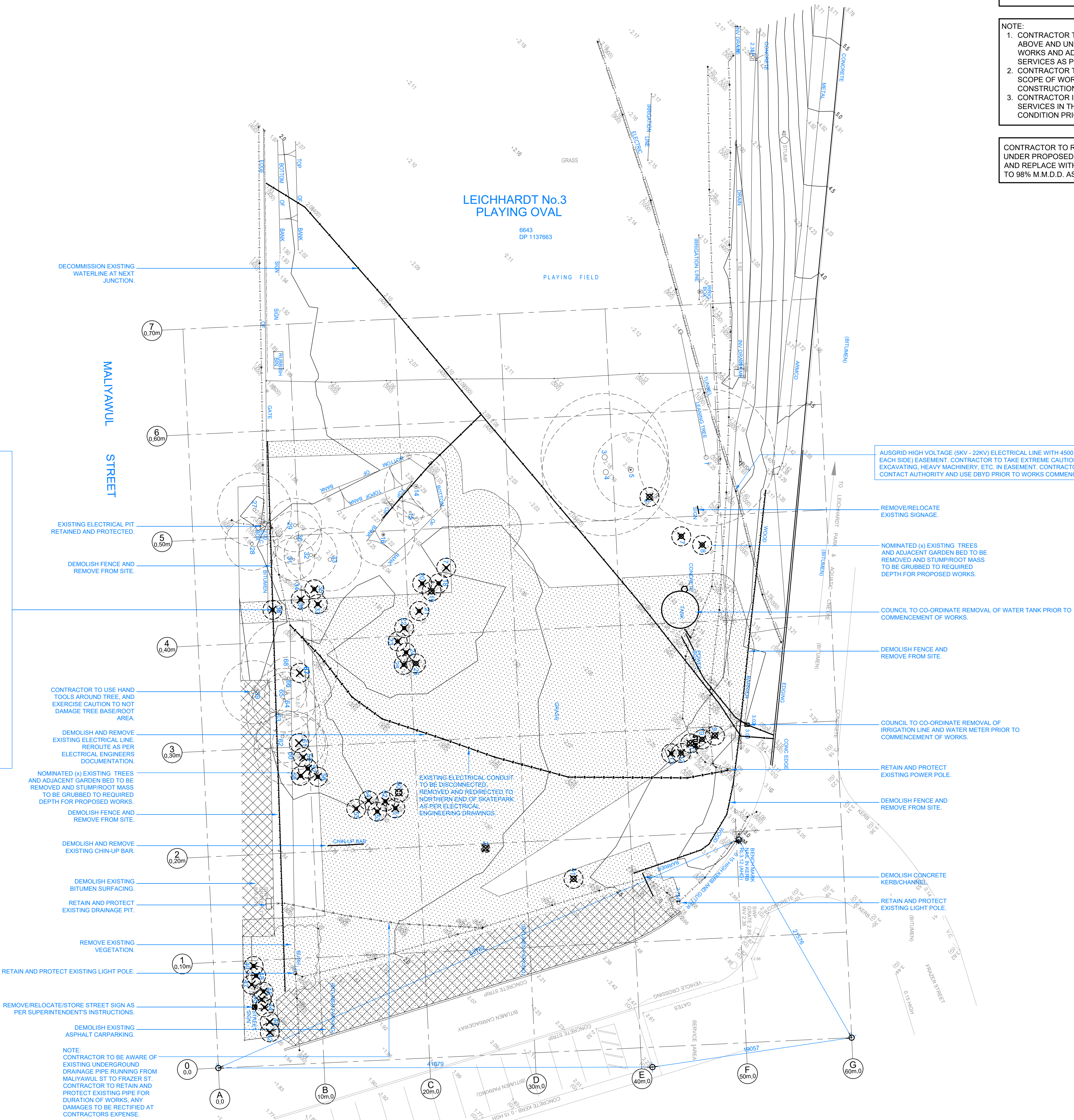
Demolition Plan

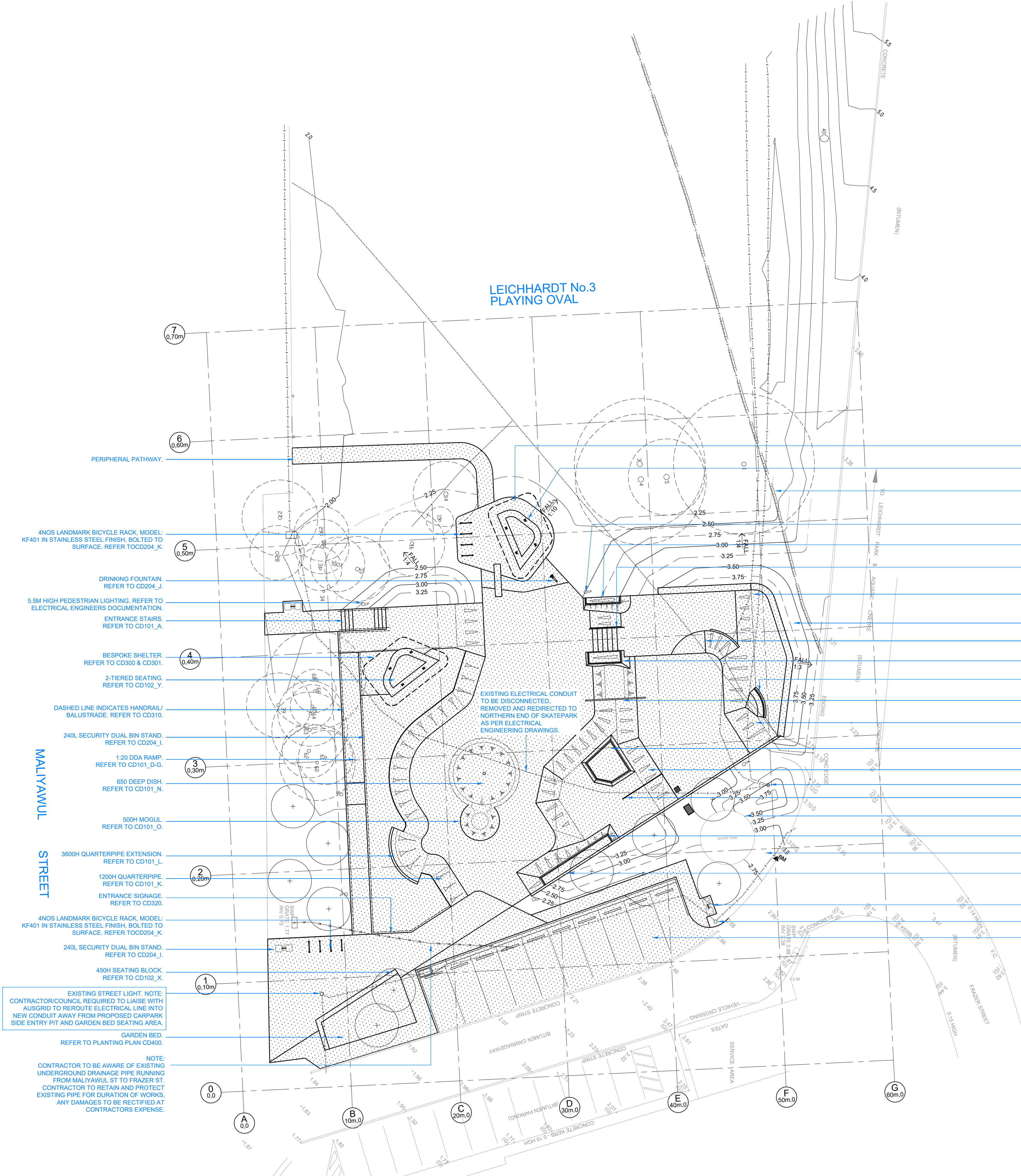
SCALE: 1:200 DATE OF ISSUE: 17.02.2022
FORMAT / SIZE: A1 REFERENCE NO: 1821
DESIGN REVIEW: ND APPROVAL: JM

DRAWING NUMBER: REVISION:

1821_CD 003

05





NOTE: ALL PROPOSED ELECTRICAL WORKS UNDER 1-100 YEAR FLOOD BENCHMARKS TO BE APPROPRIATELY WATERPROOFED. ALL WORKS THAT ARE **EITHER:**

- A) 450MM ABOVE EXISTING SPOT LEVEL, OR
B) BELOW AHD 2.240 M

ARE ALL ELECTRICAL CONDUITS, CONDUIT CONNECTIONS, ELECTRICAL PIT (NEW AND EXISTING) CONNECTIONS, AND LOCKABLE SSO AT SW CORNER, AND ARE TO HAVE IP67 RATING (SUBMERGIBLE TO 1M FOR 30 MIN).

NOTE: ALL ELECTRICAL CONDUIT CONNECTIONS IN EXISTING PIT/SERVICES TO BE WATERPROOF.

THIN DASHED BLUE LINE INDICATED PROPOSED ELECTRICAL WORKS. REFER TO WEBB AUSTRALIA'S DOCUMENTATION AND SPECIFICATION.

NOTE: ALL ELECTRICAL CONDUITS, CONDUIT CONNECTIONS AND EXISTING AND NEW PIT CONNECTIONS TO BE IP67 RATED.

LOCKABLE PROPOSED SSO TO BE IP67 RATED

EXISTING STREET LIGHT. NOTE: CONTRACTOR/COUNCIL REQUIRED TO LIAISE WITH AUSGRID TO REROUTE ELECTRICAL LINE INTO NEW CONDUIT AWAY FROM PROPOSED CARPARK SIDE ENTRY PIT AND GARDEN BED SEATING AREA. THICK DASHED BLUE LINE INDICATIVE OF POSSIBLE ROUTING. DRAWINGS HAVE WRITTEN APPROVAL FROM AUSGRID.

NOTE: CONTRACTOR TO BE AWARE OF EXISTING UNDERGROUND DRAINAGE PIPE RUNNING FROM MALIYAWUL ST TO FRAZER ST. CONTRACTOR TO RETAIN AND PROTECT EXISTING PIPE FOR DURATION OF WORKS. ANY DAMAGES TO BE RECTIFIED AT CONTRACTORS EXPENSE.

PLAYING OVAL

EXISTING ELECTRICAL CONDUIT TO BE DISCONNECTED, REMOVED AND REDIRECTED VIA EASTERN END OF SKATEPARK AS PER ELECTRICAL ENGINEERING DRAWINGS

CONTRACTOR TO CROSS REFERENCE ALL PLANS TO ENSURE ALL INFORMATION MATCHES. DESIGNER (ENLOCUS PTY LTD) TO BE CONTACTED WITH ANY DISCREPANCIES OR REQUIRED CLARITY FOR APPROVAL IN WRITING PRIOR TO WORKS COMMENCING/CONTINUING.

- NOTE:
- CONTRACTOR TO VERIFY DEPTH/CLEARANCE AND ALIGNMENT OF ALL ABOVE AND UNDERGROUND SERVICES PRIOR TO COMMENCEMENT OF WORKS AND ADHERE TO ALL REQUIREMENTS FOR WORKS NEAR SERVICES AS PER EACH PROVIDER.
 - CONTRACTOR TO RETAIN AND PROTECT ALL SERVICES OUTSIDE OF SCOPE OF WORKS. MAKE GOOD ANY DAMAGES OCCURRED DURING CONSTRUCTION.
 - CONTRACTOR IS TO VISUALLY INSPECT EACH EXISTING PIT AND SERVICES IN THE PROPOSED SCOPE TO ENSURE IT IS IN GOOD CONDITION PRIOR TO PROCEEDING WITH WORKS.

CONTRACTOR TO REMOVE ANY ORGANIC AND DELETERIOUS MATTER UNDER PROPOSED SLAB AREA TO A DEPTH OF NOT LESS THAN 600MM AND REPLACE WITH CONTROLLED FILL COMPACTED IN LAYERS OF 200MM TO 98% M.M.D.D. AS PER GEOTECHNICAL REPORT RECOMMENDATION.

AUSGRID HIGH VOLTAGE (5KV - 22KV) ELECTRICAL LINE WITH 4500 (2250 EACH SIDE) EASEMENT. CONTRACTOR TO TAKE EXTREME CAUTION. NO EXCAVATING, HEAVY MACHINERY, ETC. IN EASEMENT. CONTRACTOR TO CONTACT AUTHORITY AND USE DBYD PRIOR TO WORKS COMMENCING.

-WARNING -
CONTRACTOR TO VERIFY LOCATION; DEPTH/CLEARANCE AND ALIGNMENT OF OVERHEAD AND UNDERGROUND SERVICES. CONTRACTOR TO ACQUIRE CURRENT AND RELEVANT DIAL BEFORE YOU DIG ONE CALL SERVICES DRAWINGS AND ADHERE TO ALL REQUIREMENTS FOR WORKS NEAR SERVICES INCLUDING CLEARANCES, EASEMENTS AND INFORMING SERVICE AUTHORITIES PRIOR TO COMMENCEMENT OF WORKS. THE LOCATIONS OF UNDERGROUND SERVICES INDICATED IN THIS SET OF DRAWINGS ARE INDICATIVE ONLY. PIT LOCATIONS HAVE BEEN SURVEYED BY A LICENSED SURVEYOR.

- SITE DIMENSIONS -
CONTRACTOR TO SATISFY THEMSELVES OF SITE CONDITIONS, CHANGES IN LEVEL AND DIMENSIONS PRIOR TO FABRICATION OF SITE SPECIFIC ITEMS OR PRIOR TO ORDERING/PURCHASING MATERIALS. WHERE DISCREPANCIES EXIST BETWEEN DRAWINGS AND SITE CONDITIONS CONTRACTOR TO NOTIFY SUPERINTENDENT PRIOR TO COMMENCEMENT OF WORKS.

- COPYRIGHT AND INTELLECTUAL PROPERTY RIGHTS -
ENLOCUS RETAINS THE INTELLECTUAL PROPERTY RIGHT IN RELATION TO THE CONTRACT MATERIAL. THE DESIGN AS REPRESENTED BY THE DRAWING SET AND ALL DETAILS, INGENUITY AND INNOVATION REMAIN THE PROPERTY OF ENLOCUS. REFER TO CONTRACT FOR IRREVOCABLE LICENSE GRANTED TO THE CLIENT AND COPYRIGHT ARRANGEMENT. © ENLOCUS 2019

DRAWING STATUS:

FOR
COMMENT

REVISION STATUS:

05	For Comment	18.01.22
04	For Construction	27.08.21
03	For Construction	04.08.21
02B	For Review	25.06.21
02A	For Review	24.06.21

LANDSCAPE ARCHITECT CONSULTANT:

enlocus
ENLOCUS
Level 1, 151 St Georges Rd,
Fitzroy North, Victoria 3066
T : 03 9482 2202
W : www.enlocus.com

CONSULTANTS:

STRUCTURAL ENGINEER MATRIX ENGINEERING GROUP P/L 24/37 Kellor Park Drive Kellor Park, Victoria 3042 Tel : +613 9331 7522 www.matrixgroup.net.au	LIGHTING & ELECTRICAL: WEBB AUSTRALIA GROUP Level 6, 128 Exhibition St Melbourne VIC 3000 Tel : +613 9652 0333 www.webbaustralia.com.au
---	---

NOTES / LEGEND:

SITE NOTES:

01. CONTRACTOR TO VERIFY LOCATION; DEPTH/CLEARANCE AND ALIGNMENT OF ALL OVERHEAD AND UNDERGROUND SERVICES INDICATED ON CURRENT AND RELEVANT DIAL BEFORE YOU DIG ONE CALL SERVICES DRAWINGS CONTRACTOR TO REQUEST ADDITIONAL SERVICES RECORDS FROM COUNCIL, WHERE SERVICES ACCESS PITS, LIGHT POLES, METRE/VALVES ETC EXIST ON SITE CONTRACTOR TO ASSUME GENERAL ALIGNMENT OF UNDERGROUND PIPES, CONDUITS, CABLES ETC AND VERIFY ALIGNMENT AND MARK ON SITE PRIOR TO COMMENCEMENT OF WORKS.
02. LICENSED SURVEYOR TO BE USED TO LOCATE HEIGHT DATUM & SET OUT POINT AS SHOWN ON DRAWINGS PRIOR TO COMMENCEMENT OF WORKS. CONTRACTOR TO INFORM SUPERINTENDENT OF ANY DISCREPANCIES PRIOR TO COMMENCING WORKS.
03. 150MM (MINIMUM) SITE SCRAPE TO AREA OF SKATEPARK. EXCAVATED TOP SOIL TO BE CLEARED OF VEGETATIVE MATTER AND STOCKPOILED ON SITE FOR PLACEMENT ON EMBANKMENTS PRIOR TO LANDSCAPE TREATMENT.

SITE LEGEND:

	PROPOSED SKATEPARK - FLAT BANK.
	PROPOSED SKATEPARK - TRANSITION (QUARTER PIPE).
	PROPOSED SKATEPARK - ROLL OVER.
	PROPOSED LIGHT POLES. SHOWN INDICATIVE ONLY. REFER TO ELECTRICAL ENGINEERING DRAWINGS.
	PROPOSED TREES. REFER TO PLANTING PLAN CD400.
	PROTECT AND RETAIN ALL NOMINATED VEGETATION (TREES AND SHRUBS) FOR THE DURATION OF WORKS ON SITE. CONTRACTOR TO SUBMIT A WORKS METHOD STATEMENT FOR THE PROTECTION OF TREES AND ROOT ZONES MARKED ON SITE PLAN AS 'SIGNIFICANT'.
	EXISTING SPOT LEVEL
	PROPOSED SPOT LEVEL
	EXISTING CONTOUR - MAJOR
	PROPOSED CONTOUR - MAJOR
	EXISTING CONTOUR - MINOR
	PROPOSED CONTOUR - MINOR
	UNDERGROUND TELECOM
	WATER MAIN
	POWER LINE
	OVERHEAD POWER LINE
	STORMWATER LINE
	SEWER
	GAS LINE
	FENCE LINE
	LOT BOUNDARY
	TELECOM PIT
	ELECTRICAL PIT
	POWER POLE
	LIGHT POLE
	STORMWATER MANHOLE
	SET OUT OF GRID POINT 1&2 FROM KNOWN B.M OR CORNER OF NOMINATED PERMANENT INFRASTRUCTURE.

CLIENT NAME:

INNER WEST COUNCIL
7-15 Wetherill Street, Leichhardt
NSW 2040

PROJECT NAME:

LEICHHARDT PARK SKATE PARK
70 Mary Street,
Lilyfield NSW 2040

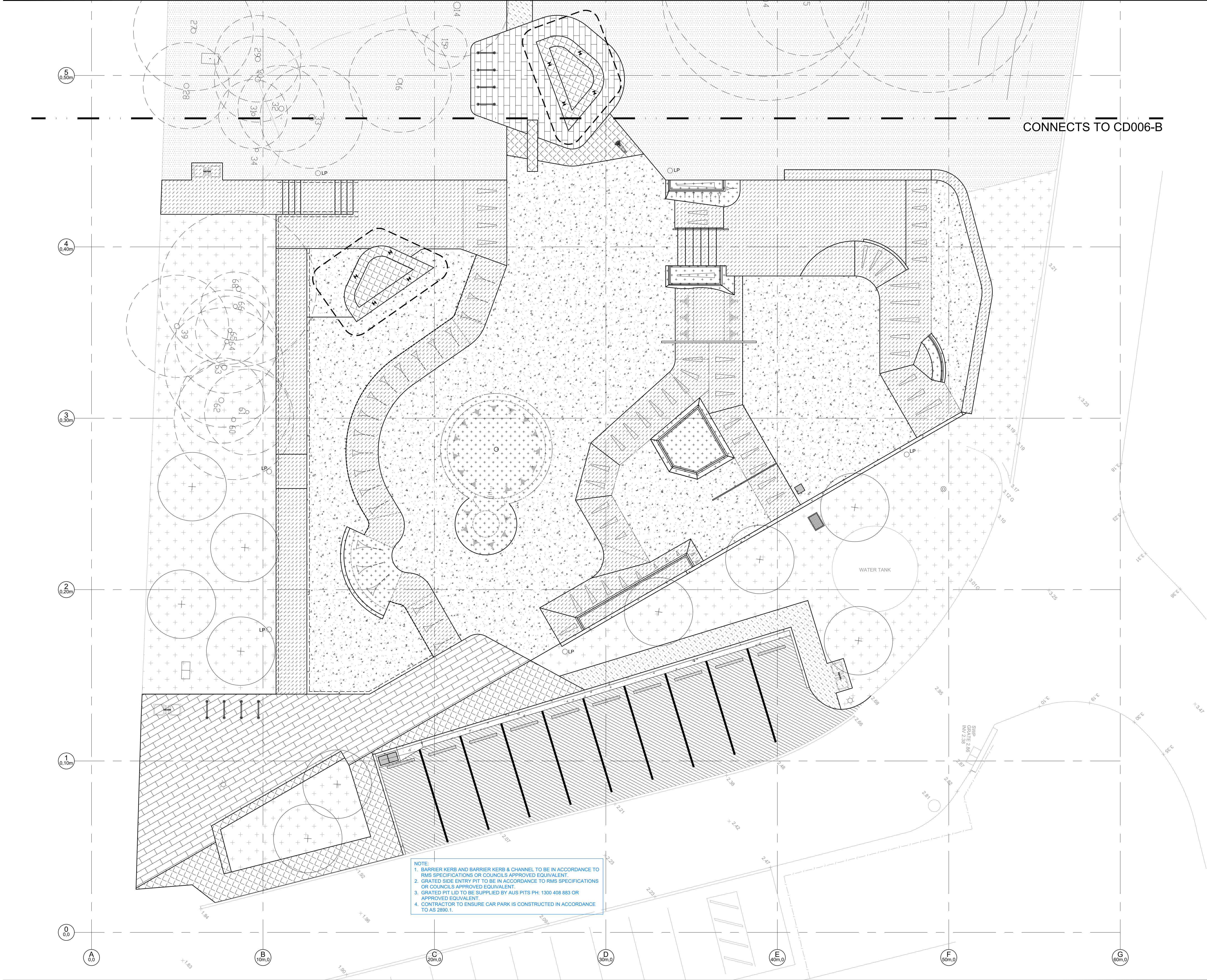
DRAWING TITLE:

SITE PLAN

SCALE: 1:200 DATE OF ISSUE: 17.02.2022
FORMAT / SIZE: A1 REFERENCE NO: 1821
DESIGN REVIEW: ND APPROVAL: JM

DRAWING NUMBER: REVISION:

1821_CD 004 05



NOTE:
1. BARRIER KERB AND BARRIER KERB & CHANNEL TO BE IN ACCORDANCE TO RMS SPECIFICATIONS OR COUNCILS APPROVED EQUIVALENT
2. GRATED SIDE ENTRY PIT TO BE IN ACCORDANCE TO RMS SPECIFICATIONS OR COUNCILS APPROVED EQUIVALENT
3. GRATED PIT LID TO BE SUPPLIED BY AUS PITS PH: 1300 408 883 OR APPROVED EQUIVALENT
4. CONTRACTOR TO ENSURE CAR PARK IS CONSTRUCTED IN ACCORDANCE TO AS 2890.1.

- WARNING -
CONTRACTOR TO VERIFY LOCATION; DEPTH/CLEARANCE AND ALIGNMENT OF OVERHEAD AND UNDERGROUND SERVICES. CONTRACTOR TO ACQUIRE CURRENT AND RELEVANT "DIAL BEFORE YOU DIG" ONE CALL SERVICES DRAWINGS AND ADHERE TO ALL REQUIREMENTS FOR WORKS NEAR SERVICES INCLUDING CLEARANCES, EASEMENTS AND INFORMING SERVICE AUTHORITIES PRIOR TO COMMENCEMENT OF WORKS. THE LOCATIONS OF UNDERGROUND SERVICES INDICATED IN THIS SET OF DRAWINGS ARE INDICATIVE ONLY. PIT LOCATIONS HAVE BEEN SURVEYED BY A LICENSED SURVEYOR.

- SITE DIMENSIONS -
CONTRACTOR TO SATISFY THEMSELVES OF SITE CONDITIONS, CHANGES IN LEVEL AND DIMENSIONS PRIOR TO FABRICATION OF SITE SPECIFIC ITEMS OR PRIOR TO ORDERING/PURCHASING MATERIALS. WHERE DISCREPANCIES EXIST BETWEEN DRAWINGS AND SITE CONDITIONS CONTRACTOR TO NOTIFY SUPERINTENDENT PRIOR TO COMMENCEMENT OF WORKS.

- COPYRIGHT AND INTELLECTUAL PROPERTY RIGHTS -
ENLOCUS RETAINS THE INTELLECTUAL PROPERTY RIGHT IN RELATION TO THE CONTRACT MATERIAL. THE DESIGN AS REPRESENTED BY THE DRAWING SET AND ALL DETAILS, INGENUITY AND INNOVATION REMAIN THE PROPERTY OF ENLOCUS. REFER TO CONTRACT FOR IRREVOCABLE LICENSE GRANTED TO THE CLIENT AND COPYRIGHT ARRANGEMENT. © ENLOCUS 2019

DRAWING STATUS:

FOR
COMMENT

REVISION STATUS:

05	For Comment	18.01.22
04	For Construction	27.08.21
03	For Construction	04.08.21
02B	For Review	25.06.21
02A	For Review	24.06.21

LANDSCAPE ARCHITECT CONSULTANT:

enlocus
ENLOCUS
Level 1, 151 St Georges Rd,
Fitzroy North, Victoria 3066
T : 03 9482 2202
W : www.enlocus.com

CONSULTANTS:

STRUCTURAL ENGINEER MATRIX ENGINEERING GROUP P/L 24/37 Kellor Park Drive Kellor Park, Victoria 3042 Tel : +613 9331 7522 www.matrixgroup.net.au	LIGHTING & ELECTRICAL: WEBB AUSTRALIA GROUP Level 6, 128 Exhibition St Melbourne VIC 3000 Tel : +613 9652 0333 www.webbaustralia.com.au
---	---

NOTES / LEGEND:

SURFACE FINISHES NOTES:

01. TEST PANELS REQUIRED FOR EACH PAVEMENT SURFACE FINISH TYPE. WRITTEN APPROVAL AND ACCEPTANCE OF SURFACE TOLERANCE, COLOUR, FINISH TYPE ETC BY SUPERINTENDENT REQUIRED PRIOR PROCEEDING WITH WORKS. REFER TO ENGINEERING DETAILS AND SPECIFICATION. TEST PANELS APPROVED BY SUPERINTENDENT CAN FORM PART OF FINAL WORKS.
02. ALL FURTHER WORKS TO MATCH STANDARD, COLOUR AND FINISH OF APPROVED TEST PANEL.
03. UNLESS OTHERWISE STATED ALL CONCRETE PAVEMENT TO BE 32MPa. ALL WORKMANSHIP AND MATERIALS SHALL BE IN ACCORDANCE WITH AS3600

SURFACE FINISHES LEGEND:

- TYPICAL 100MM DEPTH (125MM TO RC SLAB AT TOP OF TRANSITIONS, FLAT BANKS AND STEPS. ALL TRANSITIONS AND FLAT BANKS 150MM THICK) 32 MPa PORTLAND GREY REINFORCED CONCRETE PAVEMENT - STEEL FLOAT CLASS 1 FINISH. APPLY AVISTA CONCRETE SEALER PRIMER & AVISTA CONCRETE SEALER GENERAL PURPOSE "MATT" FINISH 42 COATS AS PER MANUFACTURERS SPECIFICATION OR APPROVED EQUIVALENT. CONTRACTOR TO APPLY SURFACE HARDENER TO 2MX2M TEST PANEL FOR APPROVAL BY SUPERINTENDENT PRIOR TO PROCEEDING WITH WORKS. REFER CD204.F.
- TYPICAL 100MM DEPTH (125MM TO RC SLAB AT TOP OF TRANSITIONS, FLAT BANKS AND STEPS. ALL TRANSITIONS AND FLAT BANKS 150MM THICK) 32 MPa PORTLAND GREY REINFORCED CONCRETE PAVEMENT - COLOUR OXIDE "MIDNIGHT BLACK 8.30% GC" OR APPROVED EQUIVALENT. STEEL FLOAT CLASS 1 FINISH. APPLY AVISTA CONCRETE SEALER PRIMER & AVISTA CONCRETE SEALER GENERAL PURPOSE "MATT" FINISH 42 COATS AS PER MANUFACTURERS SPECIFICATION OR APPROVED EQUIVALENT. CONTRACTOR TO APPLY SURFACE HARDENER TO 2MX2M TEST PANEL FOR APPROVAL BY SUPERINTENDENT PRIOR TO PROCEEDING WITH WORKS. REFER CD204.F.
- TYPICAL 100MM DEPTH (125MM TO RC SLAB AT TOP OF TRANSITIONS, FLAT BANKS AND STEPS. ALL TRANSITIONS AND FLAT BANKS 150MM THICK) 32 MPa PORTLAND GREY REINFORCED CONCRETE PAVEMENT - COLOUR OXIDE "MIDNIGHT BLACK 8.30% GC" OR APPROVED EQUIVALENT. STEEL FLOAT CLASS 1 FINISH. APPLY AVISTA CONCRETE SEALER PRIMER & AVISTA CONCRETE SEALER GENERAL PURPOSE "MATT" FINISH 42 COATS AS PER MANUFACTURERS SPECIFICATION OR APPROVED EQUIVALENT. CONTRACTOR TO APPLY SURFACE HARDENER TO 2MX2M TEST PANEL FOR APPROVAL BY SUPERINTENDENT PRIOR TO PROCEEDING WITH WORKS. REFER CD204.F.
- CLAY PAVEMENT FROM AUSTRAL BRICKS, MODEL: "HAMLET" 230L X 76W X 65H MM, IN COLOUR "BOWRAL BLUE" OR APPROVED EQUIVALENT. CONTRACTOR TO APPLY SURFACE HARDENER TO 2MX2M TEST PANEL FOR APPROVAL BY SUPERINTENDENT PRIOR TO PROCEEDING WITH WORKS. REFER CD204.F.
- CONCRETE PAVEMENT - URBAN STONE - "RIVER TOPAZ HONED" COLOUR WITH HONED FINISH OR APPROVED EQUIVALENT. CONTRACTOR TO APPLY SURFACE HARDENER TO 2MX2M TEST PANEL FOR APPROVAL BY SUPERINTENDENT PRIOR TO PROCEEDING WITH WORKS. REFER CD204.F.
- ASPHALT PAVEMENT: REFER CD210.
- TYPICAL 100/125MM DEPTH 25MPa CONCRETE PAVEMENT WITH BRUSH FINISH. REFER CD204.F.
- MULCHED GARDEN BEDS: REFER TO PLANTING PLAN CD400.
- ROLLED TURF: REFER PLANTING PLAN CD400.
- 1650 X 150 X 100MM HIGH ULTIMATE RUBBER WHEEL STOP COLOUR "BLACK" SUPPLIED BY SAFETY XRESS PH: 1300 949 246 OR APPROVED EQUIVALENT. REFER TO MANUFACTURERS INSTALLATION SPECIFICATION.

CLIENT NAME:

INNER WEST COUNCIL
7-15 Wetherill Street, Leichhardt
NSW 2040

PROJECT NAME:

LEICHHARDT PARK SKATE PARK
70 Mary Street,
Lilyfield NSW 2040

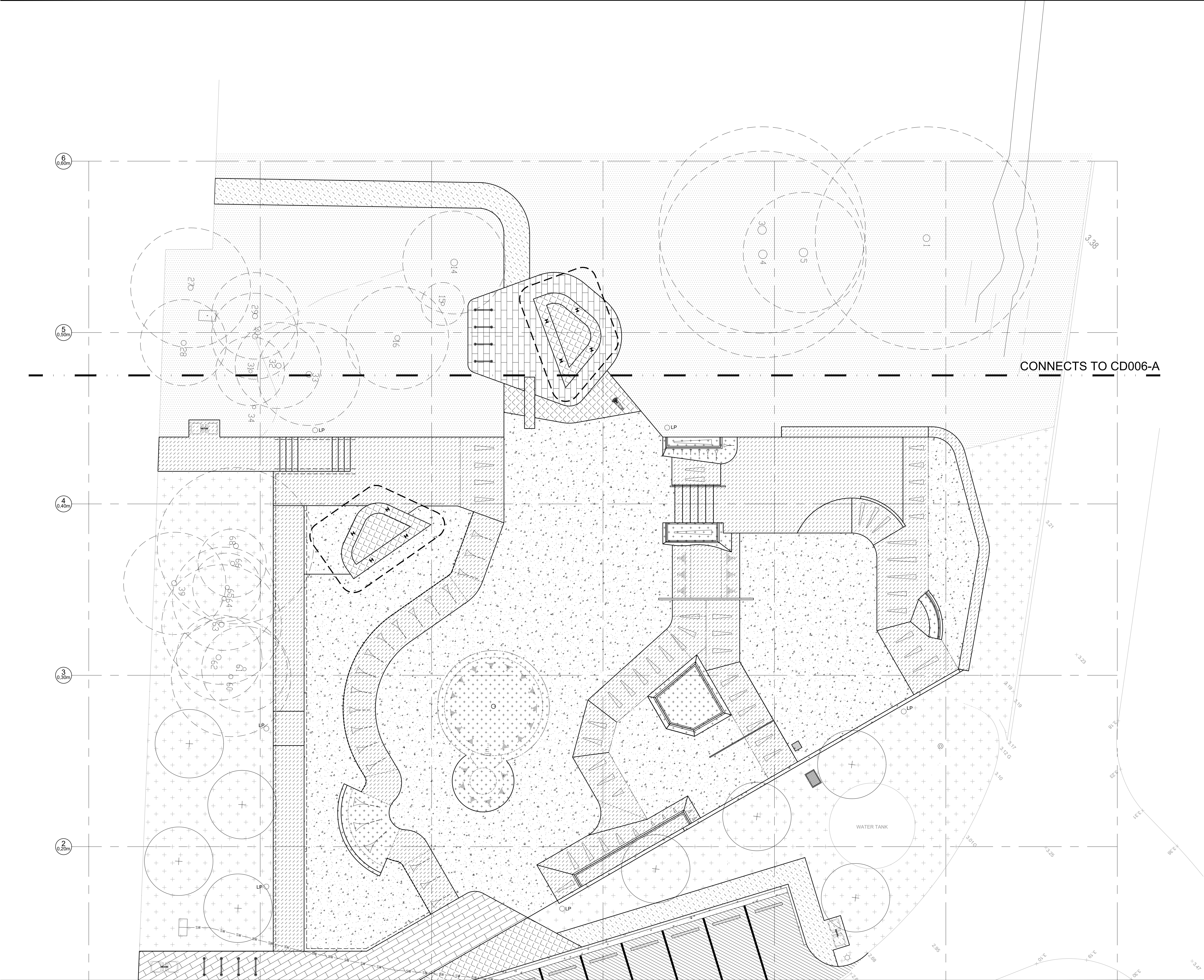
DRAWING TITLE:

Surface Finishes Plan

SCALE: 1:100 DATE OF ISSUE: 17.02.2022
FORMAT / SIZE: A1 REFERENCE NO: 1821
DESIGN REVIEW: ND APPROVAL: JM

DRAWING NUMBER: REVISION:

1821_CD 006-A 05



-WARNING -
CONTRACTOR TO VERIFY LOCATION; DEPTH/CLEARANCE AND ALIGNMENT OF OVERHEAD AND UNDERGROUND SERVICES. CONTRACTOR TO ACQUIRE CURRENT AND RELEVANT 'DIAL BEFORE YOU DIG' ONE CALL SERVICES DRAWINGS AND ADHERE TO ALL REQUIREMENTS FOR WORKS NEAR SERVICES INCLUDING CLEARANCES, EASEMENTS AND INFORMING SERVICE AUTHORITIES PRIOR TO COMMENCEMENT OF WORKS. THE LOCATIONS OF UNDERGROUND SERVICES INDICATED IN THIS SET OF DRAWINGS ARE INDICATIVE ONLY. PIT LOCATIONS HAVE BEEN SURVEYED BY A LICENSED SURVEYOR.

-SITE DIMENSIONS -
CONTRACTOR TO SATISFY THEMSELVES OF SITE CONDITIONS, CHANGES IN LEVEL AND DIMENSIONS PRIOR TO FABRICATION OF SITE SPECIFIC ITEMS OR PRIOR TO ORDERING/PURCHASING MATERIALS. WHERE DISCREPANCIES EXIST BETWEEN DRAWINGS AND SITE CONDITIONS CONTRACTOR TO NOTIFY SUPERINTENDENT PRIOR TO COMMENCEMENT OF WORKS.

-COPYRIGHT AND INTELLECTUAL PROPERTY RIGHTS -
ENLOCUS RETAINS THE INTELLECTUAL PROPERTY RIGHT IN RELATION TO THE CONTRACT MATERIAL. THE DESIGN AS REPRESENTED BY THE DRAWING SET AND ALL DETAILS, INGENUITY AND INNOVATION REMAIN THE PROPERTY OF ENLOCUS. REFER TO CONTRACT FOR IRREVOCABLE LICENSE GRANTED TO THE CLIENT AND COPYRIGHT ARRANGEMENT. © ENLOCUS 2019

DRAWING STATUS:

FOR COMMENT

REVISION STATUS:

05	For Comment	18.01.22
04	For Construction	27.08.21
03	For Construction	04.08.21
02B	For Review	25.06.21
02A	For Review	24.06.21

LANDSCAPE ARCHITECT CONSULTANT:

enlocus

ENLOCUS
Level 1, 151 St Georges Rd,
Fitzroy North, Victoria 3066
T : 03 9482 2202
W : www.enlocus.com

CONSULTANTS:

STRUCTURAL ENGINEER
MATRIX ENGINEERING GROUP P/L
24/37 Kellor Park Drive
Kellor Park, Victoria 3042
Tel : +613 9331 7522
www.matrixgroup.net.au

LIGHTING & ELECTRICAL:
WEBB AUSTRALIA GROUP
Level 6, 128 Exhibition St
Melbourne VIC 3000
Tel : +613 9652 0333
www.webbaustralia.com.au

NOTES / LEGEND:

SURFACE FINISHES NOTES:

01. TEST PANELS REQUIRED FOR EACH PAVEMENT SURFACE FINISH TYPE. WRITTEN APPROVAL AND ACCEPTANCE OF SURFACE TOLERANCE, COLOUR, FINISH TYPE ETC BY SUPERINTENDENT REQUIRED PRIOR PROCEEDING WITH WORKS. REFER TO ENGINEERING DETAILS AND SPECIFICATION. TEST PANELS APPROVED BY SUPERINTENDENT CAN FORM PART OF FINAL WORKS.
02. ALL FURTHER WORKS TO MATCH STANDARD, COLOUR AND FINISH OF APPROVED TEST PANEL.
03. UNLESS OTHERWISE STATED ALL CONCRETE PAVEMENT TO BE 32MPa. ALL WORKMANSHIP AND MATERIALS SHALL BE IN ACCORDANCE WITH AS3000.

SURFACE FINISHES LEGEND:

- TYPICAL 100MM DEPTH (125MM TO RC SLAB AT TOP OF TRANSITIONS, FLAT BANKS AND STEPS. ALL TRANSITIONS AND FLAT BANKS 150MM THICK) 32 MPa PORTLAND GREY REINFORCED CONCRETE PAVEMENT - STEEL FLOAT CLASS 1 FINISH. APPLY AVISTA CONCRETE SEALER PRIMER & AVISTA CONCRETE SEALER GENERAL PURPOSE 'MATT' FINISH 42 COATS AS PER MANUFACTURERS SPECIFICATION OR APPROVED EQUIVALENT. CONTRACTOR TO APPLY SURFACE HARDENER TO 2MX2M TEST PANEL FOR APPROVAL BY SUPERINTENDENT PRIOR TO PROCEEDING WITH WORKS. REFER CD204.F.
- TYPICAL 100MM DEPTH (125MM TO RC SLAB AT TOP OF TRANSITIONS, FLAT BANKS AND STEPS. ALL TRANSITIONS AND FLAT BANKS 150MM THICK) 32 MPa PORTLAND GREY REINFORCED CONCRETE PAVEMENT - COLOUR OXIDE 'MIDNIGHT BLACK & 30% G' OR APPROVED EQUIVALENT. STEEL FLOAT CLASS 1 FINISH. APPLY AVISTA CONCRETE SEALER PRIMER & AVISTA CONCRETE SEALER GENERAL PURPOSE 'MATT' FINISH 42 COATS AS PER MANUFACTURERS SPECIFICATION OR APPROVED EQUIVALENT. CONTRACTOR TO APPLY SURFACE HARDENER TO 2MX2M TEST PANEL FOR APPROVAL BY SUPERINTENDENT PRIOR TO PROCEEDING WITH WORKS. REFER CD204.F.
- TYPICAL 100MM DEPTH (125MM TO RC SLAB AT TOP OF TRANSITIONS, FLAT BANKS AND STEPS. ALL TRANSITIONS AND FLAT BANKS 150MM THICK) 32 MPa PORTLAND GREY REINFORCED CONCRETE PAVEMENT - COLOUR OXIDE 'MIDNIGHT BLACK & 30% G' OR APPROVED EQUIVALENT. STEEL FLOAT CLASS 1 FINISH. APPLY AVISTA CONCRETE SEALER PRIMER & AVISTA CONCRETE SEALER GENERAL PURPOSE 'MATT' FINISH 42 COATS AS PER MANUFACTURERS SPECIFICATION OR APPROVED EQUIVALENT. CONTRACTOR TO APPLY SURFACE HARDENER TO 2MX2M TEST PANEL FOR APPROVAL BY SUPERINTENDENT PRIOR TO PROCEEDING WITH WORKS. REFER CD204.F.
- CLAY PAVEMENT FROM AUSTRAL BRICKS. MODEL: 'HAMLET' 230L x 76W x 65H MM. IN COLOUR 'BONNIE BLUE' OR APPROVED EQUIVALENT. CONTRACTOR TO APPLY SURFACE HARDENER TO 2MX2M TEST PANEL FOR APPROVAL BY SUPERINTENDENT PRIOR TO PROCEEDING WITH WORKS. REFER CD204.F.
- CONCRETE PAVEMENT - URBAN STONE - 'RIVER TOPAZ HONED' COLOUR WITH HONED FINISH OR APPROVED EQUIVALENT. CONTRACTOR TO APPLY SURFACE HARDENER TO 2MX2M TEST PANEL FOR APPROVAL BY SUPERINTENDENT PRIOR TO PROCEEDING WITH WORKS. REFER CD204.F.
- ASPHALT PAVEMENT. REFER CD210.
- TYPICAL 100/125MM DEPTH 25MPa CONCRETE PAVEMENT WITH BRUSH FINISH. REFER CD204.F.
- MULCHED GARDEN BEDS. REFER TO PLANTING PLAN CD400.
- ROLLED TURF. REFER PLANTING PLAN CD400.
- 1650 X 150 X 100MM HIGH ULTIMATE RUBBER WHEEL STOP COLOUR 'BLACK' SUPPLIED BY SAFETY XRESS PH: 1300 989 346 OR APPROVED EQUIVALENT. REFER TO MANUFACTURERS INSTALLATION SPECIFICATION.

CLIENT NAME:

INNER WEST COUNCIL
7-15 Wetherill Street, Leichhardt
NSW 2040

PROJECT NAME:

LEICHHARDT PARK SKATE PARK
70 Mary Street,
Lilyfield NSW 2040

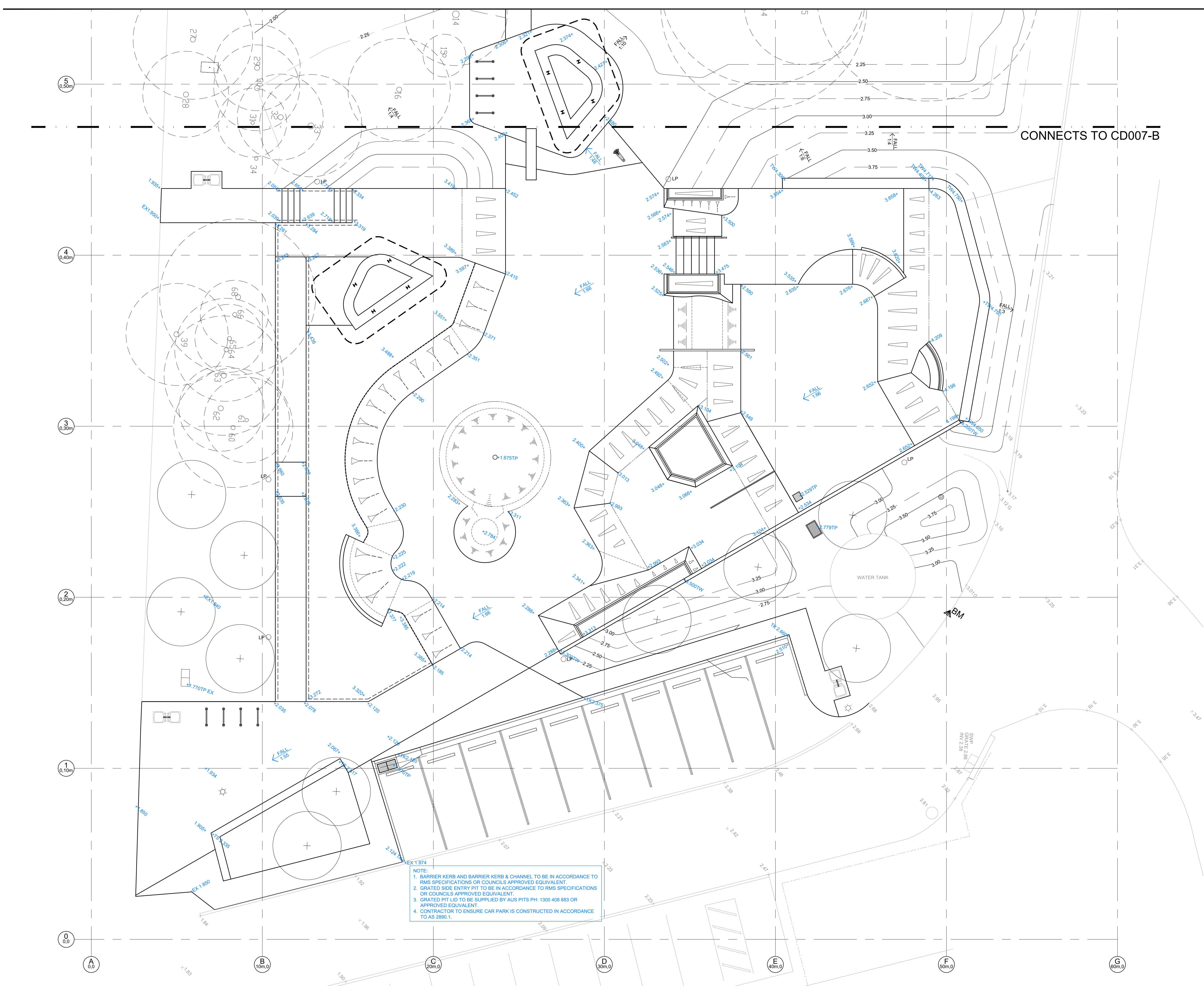
DRAWING TITLE:

Surface Finishes Plan

SCALE: 1:100 **DATE OF ISSUE:** 17.02.2022
FORMAT / SIZE: A1 **REFERENCE NO:** 1821
DESIGN REVIEW: ND **APPROVAL:** JM

DRAWING NUMBER: **REVISION:**

1821_CD 006-B 05



-WARNING -
CONTRACTOR TO VERIFY LOCATION; DEPTH/CLEARANCE AND ALIGNMENT OF OVERHEAD AND UNDERGROUND SERVICES. CONTRACTOR TO ACQUIRE CURRENT AND RELEVANT DIAL BEFORE YOU DIG ONE CALL SERVICES DRAWINGS AND ADHERE TO ALL REQUIREMENTS FOR WORKS NEAR SERVICES INCLUDING CLEARANCES, EASEMENTS AND INFORMING SERVICE AUTHORITIES PRIOR TO COMMENCEMENT OF WORKS. THE LOCATIONS OF UNDERGROUND SERVICES INDICATED IN THIS SET OF DRAWINGS ARE INDICATIVE ONLY. PIT LOCATIONS HAVE BEEN SURVEYED BY A LICENSED SURVEYOR.

-SITE DIMENSIONS -
CONTRACTOR TO SATISFY THEMSELVES OF SITE CONDITIONS, CHANGES IN LEVEL AND DIMENSIONS PRIOR TO FABRICATION OF SITE SPECIFIC ITEMS OR PRIOR TO ORDERING/PURCHASING MATERIALS. WHERE DISCREPANCIES EXIST BETWEEN DRAWINGS AND SITE CONDITIONS CONTRACTOR TO NOTIFY SUPERINTENDENT PRIOR TO COMMENCEMENT OF WORKS.

-COPYRIGHT AND INTELLECTUAL PROPERTY RIGHTS -
ENLOCUS RETAINS THE INTELLECTUAL PROPERTY RIGHT IN RELATION TO THE CONTRACT MATERIAL. THE DESIGN AS REPRESENTED BY THE DRAWING SET AND ALL DETAILS, INGENUITY AND INNOVATION REMAIN THE PROPERTY OF ENLOCUS. REFER TO CONTRACT FOR IRREVOCABLE LICENSE GRANTED TO THE CLIENT AND COPYRIGHT ARRANGEMENT. © ENLOCUS 2019

DRAWING STATUS:

FOR
COMMENT

REVISION STATUS:

05	For Comment	18.01.22
04	For Construction	27.08.21
03	For Construction	04.08.21
02B	For Review	25.06.21
02A	For Review	24.06.21

LANDSCAPE ARCHITECT CONSULTANT:

enlocus
ENLOCUS
Level 1, 151 St Georges Rd,
Fitzroy North, Victoria 3066
T : 03 9482 2202
W : www.enlocus.com

CONSULTANTS:

STRUCTURAL ENGINEER MATRIX ENGINEERING GROUP P/L 24/37 Kellor Park Drive Kellor Park, Victoria 3042 Tel : +613 9331 7522 www.matrixgroup.net.au	LIGHTING & ELECTRICAL: WEBB AUSTRALIA GROUP Level 6, 128 Exhibition St Melbourne VIC 3000 Tel : +613 9652 0333 www.webbaustralia.com.au
---	---

NOTES / LEGEND:

LEVEL NOTES:

01. ALL LEVELS TO BE READ IN CONJUNCTION WITH SITE & GRADING PLANS AND SECTIONS. DESIGNER (ENLOCUS PTY LTD) TO BE CONTACTED WITH ANY DISCREPANCIES OR REQUIRED CLARITY FOR APPROVAL, IN WRITING PRIOR TO WORKS COMMENCING/CONTINUING.

LEVELS LEGEND:

	75X125 X 4MM M5 R15 'DURAGAL' COPING.
	50MM N.B. GALVANISED CHS COPING. ALL DIMENSIONS TO FRONT FACE OF COPING.
	50MM ROLL-OVER RADIUS TO TOP OF TRANSITION OR BANK.
	200MM ROLL-OVER RADIUS TO TOP OF BANK.
	RC TRANSITION (QUARTER PIPE). REFER TO SECTIONS CD100.
	RC FLAT BANK. REFER TO SECTIONS CD100.
	PROPOSED LEVELS SHOWN IN METRES.
	SKATE DRAINAGE PIT. REFER TO CD008.
	DRAINAGE PIT. REFER TO CD008.
	TOP OF PIT (TP) REFER TO CD008.
	INDICATES SPOT LOCATION FOR ISOLATED HIGH POINT AND DIRECTION (ARROW) OF FALL.

CLIENT NAME:

INNER WEST COUNCIL
7-15 Wetherill Street, Leichhardt
NSW 2040

PROJECT NAME:

LEICHARDT PARK SKATE PARK
70 Mary Street,
Lilyfield NSW 2040

DRAWING TITLE:

Levels Plan

SCALE: 1:100 DATE OF ISSUE: 17.02.2022
FORMAT / SIZE: A1 REFERENCE NO: 1821
DESIGN REVIEW: ND APPROVAL: JM

DRAWING NUMBER: REVISION:

1821_CD 007-A 05

-WARNING -
CONTRACTOR TO VERIFY LOCATION; DEPTH/CLEARANCE AND ALIGNMENT OF OVERHEAD AND UNDERGROUND SERVICES. CONTRACTOR TO ACQUIRE CURRENT AND RELEVANT DIAL BEFORE YOU DIG ONE CALL SERVICES DRAWINGS AND ADHERE TO ALL REQUIREMENTS FOR WORKS NEAR SERVICES INCLUDING CLEARANCES, EASEMENTS AND INFORMING SERVICE AUTHORITIES PRIOR TO COMMENCEMENT OF WORKS. THE LOCATIONS OF UNDERGROUND SERVICES INDICATED IN THIS SET OF DRAWINGS ARE INDICATIVE ONLY. PIT LOCATIONS HAVE BEEN SURVEYED BY A LICENSED SURVEYOR.

-SITE DIMENSIONS -
CONTRACTOR TO SATISFY THEMSELVES OF SITE CONDITIONS, CHANGES IN LEVEL AND DIMENSIONS PRIOR TO FABRICATION OF SITE SPECIFIC ITEMS OR PRIOR TO ORDERING/PURCHASING MATERIALS. WHERE DISCREPANCIES EXIST BETWEEN DRAWINGS AND SITE CONDITIONS CONTRACTOR TO NOTIFY SUPERINTENDENT PRIOR TO COMMENCEMENT OF WORKS.

-COPYRIGHT AND INTELLECTUAL PROPERTY RIGHTS -
ENLOCUS RETAINS THE INTELLECTUAL PROPERTY RIGHT IN RELATION TO THE CONTRACT MATERIAL. THE DESIGN AS REPRESENTED BY THE DRAWING SET AND ALL DETAILS, INGENUITY AND INNOVATION REMAIN THE PROPERTY OF ENLOCUS. REFER TO CONTRACT FOR IRREVOCABLE LICENSE GRANTED TO THE CLIENT AND COPYRIGHT ARRANGEMENT. © ENLOCUS 2019

DRAWING STATUS:

FOR
COMMENT

REVISION STATUS:

05	For Comment	18.01.22
04	For Construction	27.08.21
03	For Construction	04.08.21
02B	For Review	25.06.21
02A	For Review	24.06.21

LANDSCAPE ARCHITECT CONSULTANT:

enlocus
ENLOCUS
Level 1, 151 St Georges Rd,
Fitzroy North, Victoria 3066
T : 03 9482 2202
W : www.enlocus.com

CONSULTANTS:

STRUCTURAL ENGINEER
MATRIX ENGINEERING GROUP P/L
24/37 Kellor Park Drive
Kellor Park, Victoria 3042
Tel : +613 9331 7522
www.matrixgroup.net.au

LIGHTING & ELECTRICAL:
WEBB AUSTRALIA GROUP
Level 6, 128 Exhibition St
Melbourne VIC 3000
Tel : +613 9652 0333
www.webbaustralia.com.au

NOTES / LEGEND:

LEVEL NOTES:

01 ALL LEVELS TO BE READ IN CONJUNCTION WITH SITE & GRADING PLANS AND SECTIONS. DESIGNER (ENLOCUS PTY LTD) TO BE CONTACTED WITH ANY DISCREPANCIES OR REQUIRED CLARITY FOR APPROVAL IN WRITING PRIOR TO WORKS COMMENCING/CONTINUING.

LEVELS LEGEND:

- 75X125 X 4MM M/S RHS 'DURAGAL' COPING.
- 50MM N.B. GALVANISED CHS COPING. ALL DIMENSIONS TO FRONT FACE OF COPING.
- 50MM ROLL-OVER RADIUS TO TOP OF TRANSITION OR BANK.
- 200MM ROLL-OVER RADIUS TO TOP OF BANK.
- RC TRANSITION (QUARTER PIPE). REFER TO SECTIONS CD100.
- RC FLAT BANK. REFER TO SECTIONS CD100.
- 74.000 PROPOSED LEVELS SHOWN IN METRES.
- SKATE DRAINAGE PIT. REFER TO CD008.
- DRAINAGE PIT. REFER TO CD008.
- TP 5.45 TOP OF PIT (TP) REFER TO CD008.
- INDICATES SPOT LOCATION FOR ISOLATED HIGH POINT AND DIRECTION (ARROW) OF FALL.

CLIENT NAME:

INNER WEST COUNCIL
7-15 Wetherill Street, Leichhardt
NSW 2040

PROJECT NAME:

LEICHARDT PARK SKATE PARK
70 Mary Street,
Lilyfield NSW 2040

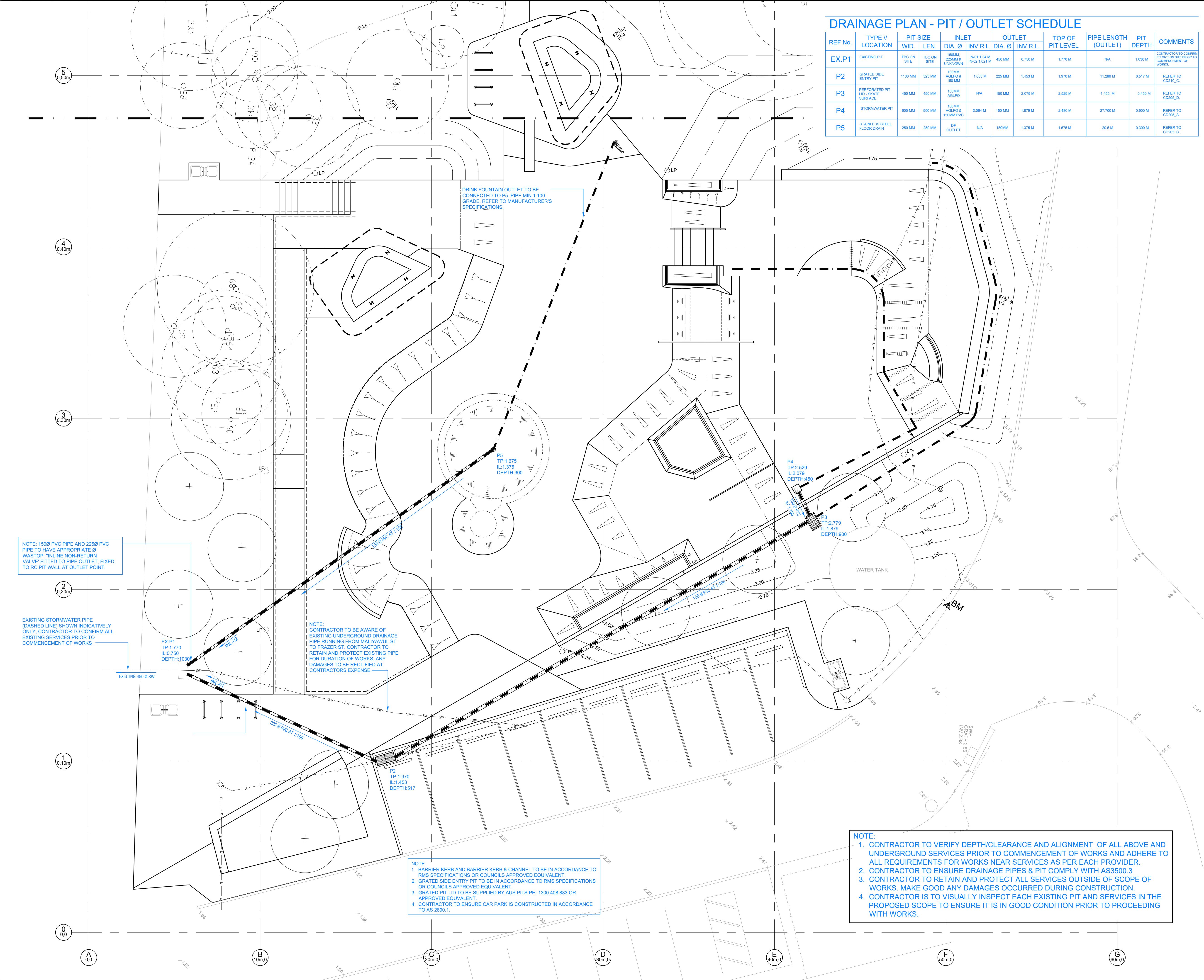
DRAWING TITLE:

Levels Plan

SCALE: 1:100 DATE OF ISSUE: 17.02.2022
FORMAT / SIZE: A1 REFERENCE NO: 1821
DESIGN REVIEW: ND APPROVAL: JM

DRAWING NUMBER: REVISION:

1821_CD 007-B 05



DRAINAGE PLAN - PIT / OUTLET SCHEDULE

REF No.	TYPE // LOCATION	PIT SIZE		INLET		OUTLET		TOP OF PIT LEVEL	PIPE LENGTH (OUTLET)	PIT DEPTH	COMMENTS
		WID.	LEN.	DIA. Ø	INV R.L.	DIA. Ø	INV R.L.				
EX.P1	EXISTING PIT	TBC ON SITE	TBC ON SITE	150MM 225MM & UNKNOWN	IN-01:1.34 M IN-02:1.021 M	450 MM	0.750 M	1.770 M	N/A	1.030 M	CONTRACTOR TO CONFIRM PIT SIZE ON SITE PRIOR TO COMMENCEMENT OF WORKS
P2	GRADED SIDE ENTRY PIT	1100 MM	525 MM	100MM AGFLO & 150 MM	1.603 M	225 MM	1.453 M	1.970 M	11.286 M	0.517 M	REFER TO CD205, C
P3	PERFORATED PIT LID - SKATE SURFACE	450 MM	450 MM	100MM AGFLO	N/A	150 MM	2.079 M	2.529 M	1.455 M	0.450 M	REFER TO CD205, D
P4	STORMWATER PIT	600 MM	900 MM	100MM AGFLO & 150MM PVC	2.064 M	150 MM	1.879 M	2.480 M	27.700 M	0.900 M	REFER TO CD205, A
P5	STAINLESS STEEL FLOOR DRAIN	250 MM	250 MM	ØF OUTLET	N/A	150MM	1.375 M	1.675 M	20.5 M	0.300 M	REFER TO CD205, C

-WARNING -
CONTRACTOR TO VERIFY LOCATION; DEPTH/CLEARANCE AND ALIGNMENT OF OVERHEAD AND UNDERGROUND SERVICES. CONTRACTOR TO ACQUIRE CURRENT AND RELEVANT DIAL BEFORE YOU DIGONE CALL SERVICES DRAWINGS AND ADHERE TO ALL REQUIREMENTS FOR WORKS NEAR SERVICES INCLUDING CLEARANCES, EASEMENTS AND INFORMING SERVICE AUTHORITIES PRIOR TO COMMENCEMENT OF WORKS. THE LOCATIONS OF UNDERGROUND SERVICES INDICATED IN THIS SET OF DRAWINGS ARE INDICATIVE ONLY. PIT LOCATIONS HAVE BEEN SURVEYED BY A LICENSED SURVEYOR.

-SITE DIMENSIONS -
CONTRACTOR TO SATISFY THEMSELVES OF SITE CONDITIONS, CHANGES IN LEVEL AND DIMENSIONS PRIOR TO FABRICATION OF SITE SPECIFIC ITEMS OR PRIOR TO ORDERING/PURCHASING MATERIALS. WHERE DISCREPANCIES EXIST BETWEEN DRAWINGS AND SITE CONDITIONS CONTRACTOR TO NOTIFY SUPERINTENDENT PRIOR TO COMMENCEMENT OF WORKS.

-COPYRIGHT AND INTELLECTUAL PROPERTY RIGHTS -
ENLOCUS RETAINS THE INTELLECTUAL PROPERTY RIGHT IN RELATION TO THE CONTRACT MATERIAL. THE DESIGN AS REPRESENTED BY THE DRAWING SET AND ALL DETAILS, INGENUITY AND INNOVATION REMAIN THE PROPERTY OF ENLOCUS. REFER TO CONTRACT FOR IRREVOCABLE LICENSE GRANTED TO THE CLIENT AND COPYRIGHT ARRANGEMENT. © ENLOCUS 2019

DRAWING STATUS:

FOR COMMENT

REVISION STATUS:

05	For Comment	18.01.22
04	For Construction	27.08.21
03	For Construction	04.08.21
02B	For Review	25.06.21
02A	For Review	24.06.21

LANDSCAPE ARCHITECT CONSULTANT:

enlocus
Level 1, 151 St Georges Rd,
Fitzroy North, Victoria 3066
T : 03 9482 2202
W : www.enlocus.com

CONSULTANTS:

STRUCTURAL ENGINEER MATRIX ENGINEERING GROUP P/L 24/37 Kellor Park Drive Kellor Park, Victoria 3042 Tel : +613 9331 7522 www.matrixgroup.net.au	LIGHTING & ELECTRICAL: WEBB AUSTRALIA GROUP Level 6, 128 Exhibition St Melbourne VIC 3000 Tel : +613 9652 0333 www.webbaustralia.com.au
--	--

NOTES / LEGEND:

DRAINAGE NOTES:

- CONTRACTOR TO VERIFY LOCATION; DEPTH/CLEARANCE AND ALIGNMENT OF ALL OVERHEAD AND UNDERGROUND SERVICES INDICATED ON CURRENT AND RELEVANT DIAL BEFORE YOU DIGONE CALL SERVICES DRAWINGS CONTRACTOR TO REQUEST ADDITIONAL SERVICES RECORDS FROM COUNCIL WHERE SERVICES ACCESS PITS, LIGHT POLES, METRE VALVES ETC EXIST ON SITE CONTRACTOR TO ASSUME GENERAL ALIGNMENT OF UNDERGROUND PIPES, CONDUITS, CABLES ETC AND VERIFY ALIGNMENT AND MARK ON SITE PRIOR TO COMMENCEMENT OF WORKS.
- LICENSED SURVEYOR TO BE USED TO LOCATE HEIGHT DATUM & SET OUT POINT AS SHOWN ON DRAWINGS PRIOR TO COMMENCEMENT OF WORKS. CONTRACTOR TO INFORM SUPERINTENDENT OF ANY DISCREPANCIES PRIOR TO COMMENCING WORKS.

DRAINAGE LEGEND:

- INDICATES 150mm or 225mm Ø STORMWATER PIPE - ENSURE EVEN FALL FROM DRAINAGE PITS TO OUTLET PIPE TO STOP INSIDE PERIMETER TO AVOID EDGE BEAM. REFER TO ENGINEERING DETAILS AND SPECIFICATION.
- 100mm Ø PVC AGFLO HEAVY (AH) SLOTTED FLEXIBLE STORMWATER PIPE BY POLYFABRICS. PIPE TO BE CONNECTED TO DRAINAGE OUTLET. CONTRACTOR TO SET LEVELS AND ENSURE DRAINAGE.
- 150mm FREDRAIN STRIP FILTER BY POLYFABRICS. STRIP FILTER TO EXTEND 3/4 UP TRANSITION FACE AND CONNECT TO 1000 AH PVC PIPE. CONTRACTOR TO SET LEVELS AND ENSURE DRAINAGE.
- STAINLESS STEEL FLOOR DRAIN. REFER TO CD205, C AND SCHEDULE.
- DRAINAGE PIT. REFER TO CD205, A AND SCHEDULE.
- P1 TP 74.45 IL 74.00 PIT NUMBER (P1) TOP OF PIT (TP) AND INVERT LEVELS (IL).
- PROTECT AND RETAIN ALL NOMINATED VEGETATION (TREES AND SHRUBS) FOR THE DURATION OF WORKS ON SITE. CONTRACTOR TO SUBMIT A WORKS METHOD STATEMENT FOR THE PROTECTION OF TREES AND ROOT ZONES MARKED ON SITE PLAN AS 'SIGNIFICANT'.
- EXISTING SPOT LEVEL 2.15 PROPOSED SPOT LEVEL 3.000
- EXISTING CONTOUR - MAJOR 2.00 PROPOSED CONTOUR - MAJOR 3.00
- EXISTING CONTOUR - MINOR 3.20 PROPOSED CONTOUR - MINOR 3.20
- UNDERGROUND TELECOM WATER MAIN
- POWER LINE OVERHEAD POWER LINE
- STORMWATER LINE SEWER SEWER MAIN
- GAS LINE
- FENCE LINE
- LOT BOUNDARY
- TPIT TELECOM PIT
TPIL TELECOM PILLAR
EPIT ELECTRICAL PIT
EP POWER POLE
EL LIGHT POLE
SW STORMWATER MANHOLE
- 35000 SET OUT OF GRID POINT 182 FROM KNOWN B.M OR CORNER OF NOMINATED PERMANENT INFRASTRUCTURE.

CLIENT NAME:

INNER WEST COUNCIL
7-15 Wetherill Street, Leichhardt
NSW 2040

PROJECT NAME:

LEICHHARDT PARK SKATE PARK
70 Mary Street,
Lilyfield NSW 2040

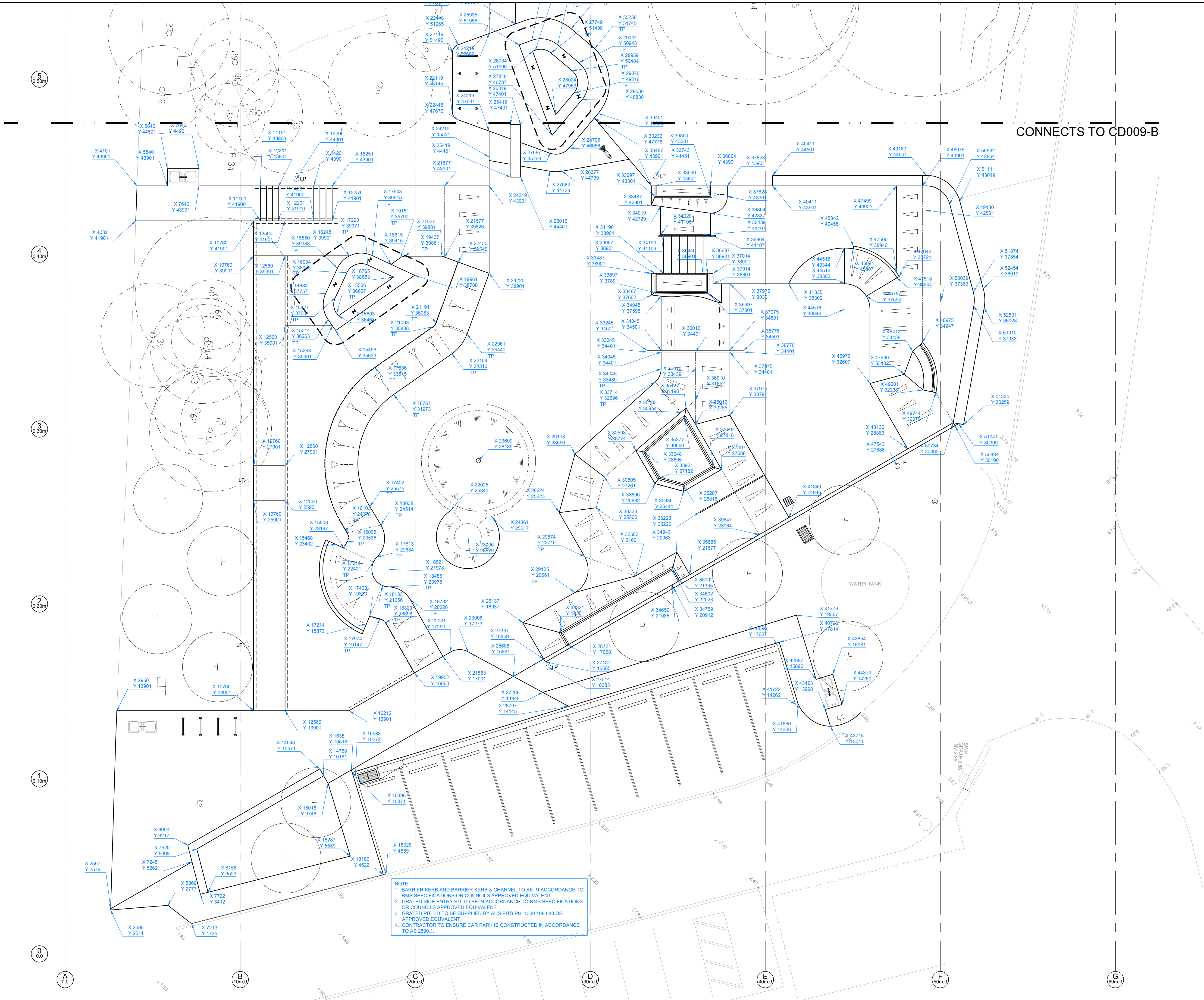
DRAWING TITLE:

Drainage Plan

SCALE: 1:100 DATE OF ISSUE: 17.02.2022
FORMAT / SIZE: A1 REFERENCE NO: 1821
DESIGN REVIEW: ND APPROVAL: JM

DRAWING NUMBER: REVISION:

1821_CD 008 05



-WARNING -
CONTRACTOR TO VERIFY LOCATION; DEPTH/CLEARANCE AND ALIGNMENT OF OVERHEAD AND UNDERGROUND SERVICES. CONTRACTOR TO ACQUIRE CURRENT AND RELEVANT DIAL BEFORE YOU DIGONE CALL SERVICES DRAWINGS AND ADHERE TO ALL REQUIREMENTS FOR WORKS NEAR SERVICES INCLUDING CLEARANCES, EASEMENTS AND INFORMING SERVICE AUTHORITIES PRIOR TO COMMENCEMENT OF WORKS. THE LOCATIONS OF UNDERGROUND SERVICES INDICATED IN THIS SET OF DRAWINGS ARE INDICATIVE ONLY. PIT LOCATIONS HAVE BEEN SURVEYED BY A LICENSED SURVEYOR.

-SITE DIMENSIONS -
CONTRACTOR TO SATISFY THEMSELVES OF SITE CONDITIONS, CHANGES IN LEVEL AND DIMENSIONS PRIOR TO FABRICATION OF SITE SPECIFIC ITEMS OR PRIOR TO ORDERING/PURCHASING MATERIALS. WHERE DISCREPANCIES EXIST BETWEEN DRAWINGS AND SITE CONDITIONS CONTRACTOR TO NOTIFY SUPERINTENDENT PRIOR TO COMMENCEMENT OF WORKS.

-COPYRIGHT AND INTELLECTUAL PROPERTY RIGHTS -
ENLOCUS RETAINS THE INTELLECTUAL PROPERTY RIGHT IN RELATION TO THE CONTRACT MATERIAL. THE DESIGN AS REPRESENTED BY THE DRAWING SET AND ALL DETAILS, INGENUITY AND INNOVATION REMAIN THE PROPERTY OF ENLOCUS. REFER TO CONTRACT FOR IRREVOCABLE LICENSE GRANTED TO THE CLIENT AND COPYRIGHT ARRANGEMENT. © ENLOCUS 2019

DRAWING STATUS:

FOR COMMENT

REVISION STATUS:

05	For Comment	18.01.22
04	For Construction	27.08.21
03	For Construction	04.08.21
02B	For Review	25.06.21
02A	For Review	24.06.21

LANDSCAPE ARCHITECT CONSULTANT:

enlocus
ENLOCUS
Level 1, 151 St Georges Rd,
Fitzroy North, Victoria 3066
T : 03 9482 2202
W : www.enlocus.com

CONSULTANTS:

STRUCTURAL ENGINEER
MATRIX ENGINEERING GROUP P/L
24/37 Kellor Park Drive
Kellor Park, Victoria 3042
Tel : +613 9331 7522
www.matrixgroup.net.au

LIGHTING & ELECTRICAL
WEBB AUSTRALIA GROUP
Level 6, 128 Exhibition St
Melbourne VIC 3000
Tel : +613 9652 0333
www.webbaustralia.com.au

NOTES / LEGEND:

SETOUT AND DIMENSION NOTES:

01. CONTRACTOR TO VERIFY ALL DIMENSIONS AND SITE DIMENSIONS. ANY DISCREPANCIES TO BE REPORTED TO SUPERINTENDENT PRIOR TO PROCEEDING WITH WORKS.
02. LICENSED SURVEYOR TO BE USED TO LOCATE HEIGHT DATUM & SET OUT POINT AS SHOWN ON DRAWINGS PRIOR TO COMMENCEMENT OF WORKS. CONTRACTOR TO INFORM SUPERINTENDENT OF ANY DISCREPANCIES PRIOR TO COMMENCING WORKS.
03. GENERAL ARRANGEMENT OF SITE TO BE PEGGED OUT AND APPROVAL BY SUPERINTENDENT RECEIVED PRIOR TO PROCEEDING WITH WORKS.

SETOUT AND DIMENSION LEGEND:

- 75X125 X 4MM M/S RHS 'DURAGAL' COPING.
- 50MM N.B. GALVANISED CHS COPING. ALL DIMENSIONS TO FRONT FACE OF COPING.
- 50MM ROLL-OVER RADIUS TO TOP OF TRANSITION OR BANK.
- 200MM ROLL-OVER RADIUS TO TOP OF BANK.
- RC TRANSITION (QUARTER PIPE). REFER TO SECTIONS CD100.
- RC FLAT BANK. REFER TO SECTIONS CD100.
- GENERAL WORKS DIMENSIONS.
- GENERAL WORKS SET OUT X & Y CO-ORDINATES. REFER DEMOLITION PLAN CD009 FOR SITE CONSTRUCTION GRID SET OUT. GP POST ANNOTATION REFERS TO CENTER POINT OF POST OR UPRIGHT.
- RADIUS TANGENT POINT.

CLIENT NAME:

INNER WEST COUNCIL
7-15 Wetherill Street, Leichhardt
NSW 2040

PROJECT NAME:

LEICHHARDT PARK SKATE PARK
70 Mary Street,
Lilyfield NSW 2040

DRAWING TITLE:

Setout Plan

SCALE: 1:100 DATE OF ISSUE: 17.02.2022
FORMAT / SIZE: A1 REFERENCE NO: 1821
DESIGN REVIEW: ND APPROVAL: JM

DRAWING NUMBER: REVISION:

1821_CD 009-A 05

- WARNING -
CONTRACTOR TO VERIFY LOCATION; DEPTH/CLEARANCE AND ALIGNMENT OF OVERHEAD AND UNDERGROUND SERVICES. CONTRACTOR TO ACQUIRE CURRENT AND RELEVANT 'DIAL BEFORE YOU DIG' ONE CALL SERVICES. DRAWINGS AND ADHERE TO ALL REQUIREMENTS FOR WORKS NEAR SERVICES INCLUDING CLEARANCES, EASEMENTS AND INFORMING SERVICE AUTHORITIES PRIOR TO COMMENCEMENT OF WORKS. THE LOCATIONS OF UNDERGROUND SERVICES INDICATED IN THIS SET OF DRAWINGS ARE INDICATIVE ONLY. PIT LOCATIONS HAVE BEEN SURVEYED BY A LICENSED SURVEYOR.

- SITE DIMENSIONS -
CONTRACTOR TO SATISFY THEMSELVES OF SITE CONDITIONS, CHANGES IN LEVEL AND DIMENSIONS PRIOR TO FABRICATION OF SITE SPECIFIC ITEMS OR PRIOR TO ORDERING/PURCHASING MATERIALS. WHERE DISCREPANCIES EXIST BETWEEN DRAWINGS AND SITE CONDITIONS CONTRACTOR TO NOTIFY SUPERINTENDENT PRIOR TO COMMENCEMENT OF WORKS.

- COPYRIGHT AND INTELLECTUAL PROPERTY RIGHTS -
ENLOCUS RETAINS THE INTELLECTUAL PROPERTY RIGHT IN RELATION TO THE CONTRACT MATERIAL. THE DESIGN AS REPRESENTED BY THE DRAWING SET AND ALL DETAILS, INGENUITY AND INNOVATION REMAIN THE PROPERTY OF ENLOCUS. REFER TO CONTRACT FOR IRREVOCABLE LICENSE GRANTED TO THE CLIENT AND COPYRIGHT ARRANGEMENT. © ENLOCUS 2019

DRAWING STATUS:

FOR
COMMENT

REVISION STATUS:

05	For Comment	18.01.22
04	For Construction	27.08.21
03	For Construction	04.08.21
02B	For Review	25.06.21
02A	For Review	24.06.21

LANDSCAPE ARCHITECT CONSULTANT:

enlocus

ENLOCUS
Level 1, 151 St Georges Rd,
Fitzroy North, Victoria 3066
T : 03 9482 2202
W : www.enlocus.com

CONSULTANTS:

STRUCTURAL ENGINEER
MATRIX ENGINEERING GROUP P/L
24/37 Kellor Park Drive
Kellor Park, Victoria 3042
Tel : +613 9331 7522
www.matrixgroup.net.au

LIGHTING & ELECTRICAL:
WEBB AUSTRALIA GROUP
Level 6, 128 Exhibition St
Melbourne VIC 3000
Tel : +613 9652 0333
www.webbaustralia.com.au

NOTES / LEGEND:

SETOUT AND DIMENSION NOTES:

- CONTRACTOR TO VERIFY ALL DIMENSIONS AND SITE DIMENSIONS. ANY DISCREPANCIES TO BE REPORTED TO SUPERINTENDENT PRIOR TO PROCEEDING WITH WORKS.
- LICENSED SURVEYOR TO BE USED TO LOCATE HEIGHT DATUM & SET OUT POINT AS SHOWN ON DRAWINGS PRIOR TO COMMENCEMENT OF WORKS. CONTRACTOR TO INFORM SUPERINTENDENT OF ANY DISCREPANCIES PRIOR TO COMMENCING WORKS.
- GENERAL ARRANGEMENT OF SITE TO BE PEGGED OUT AND APPROVAL BY SUPERINTENDENT RECEIVED PRIOR TO PROCEEDING WITH WORKS.

SETOUT AND DIMENSION LEGEND:

- 75X125 X 4MM M/S RHS 'DURAGAL' COPING.
- 50MM N.B. GALVANISED CHS COPING. ALL DIMENSIONS TO FRONT FACE OF COPING.
- 50MM ROLL-OVER RADIUS TO TOP OF TRANSITION OR BANK.
- 200MM ROLL-OVER RADIUS TO TOP OF BANK.
- RC TRANSITION (QUARTER PIPE). REFER TO SECTIONS CD100.
- RC FLAT BANK. REFER TO SECTIONS CD100.
- GENERAL WORKS DIMENSIONS.
- GENERAL WORKS SET OUT X & Y CO-ORDINATES. REFER DEMOLITION PLAN CD009 FOR SITE CONSTRUCTION GRID SET OUT. GP POST ANNOTATION REFERS TO CENTER POINT OF POST OR UPRIGHT.
- RADIUS TANGENT POINT.

CLIENT NAME:

INNER WEST COUNCIL
7-15 Wetherill Street, Leichhardt
NSW 2040

PROJECT NAME:

LEICHHARDT PARK SKATE PARK
70 Mary Street,
Lilyfield NSW 2040

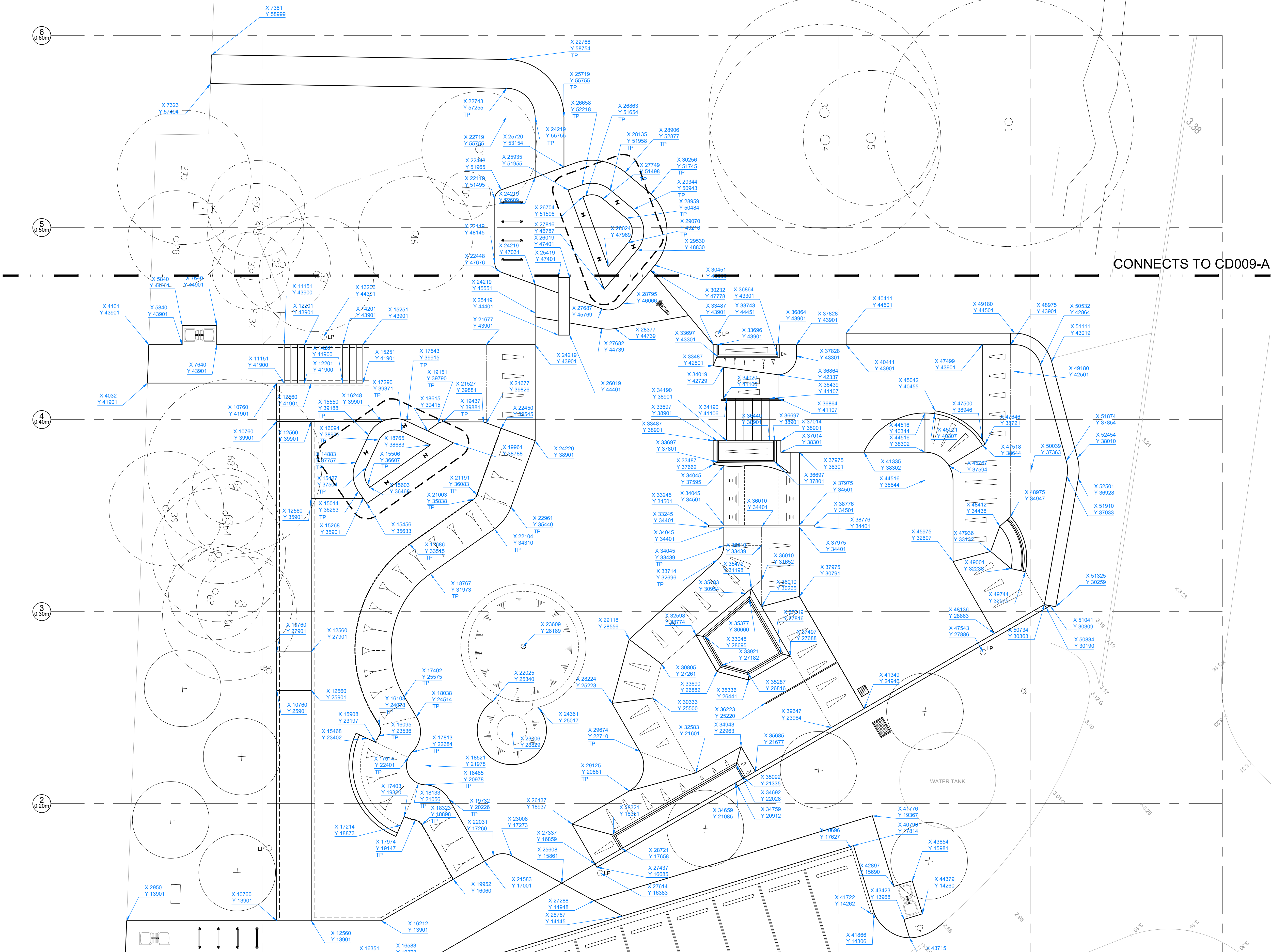
DRAWING TITLE:

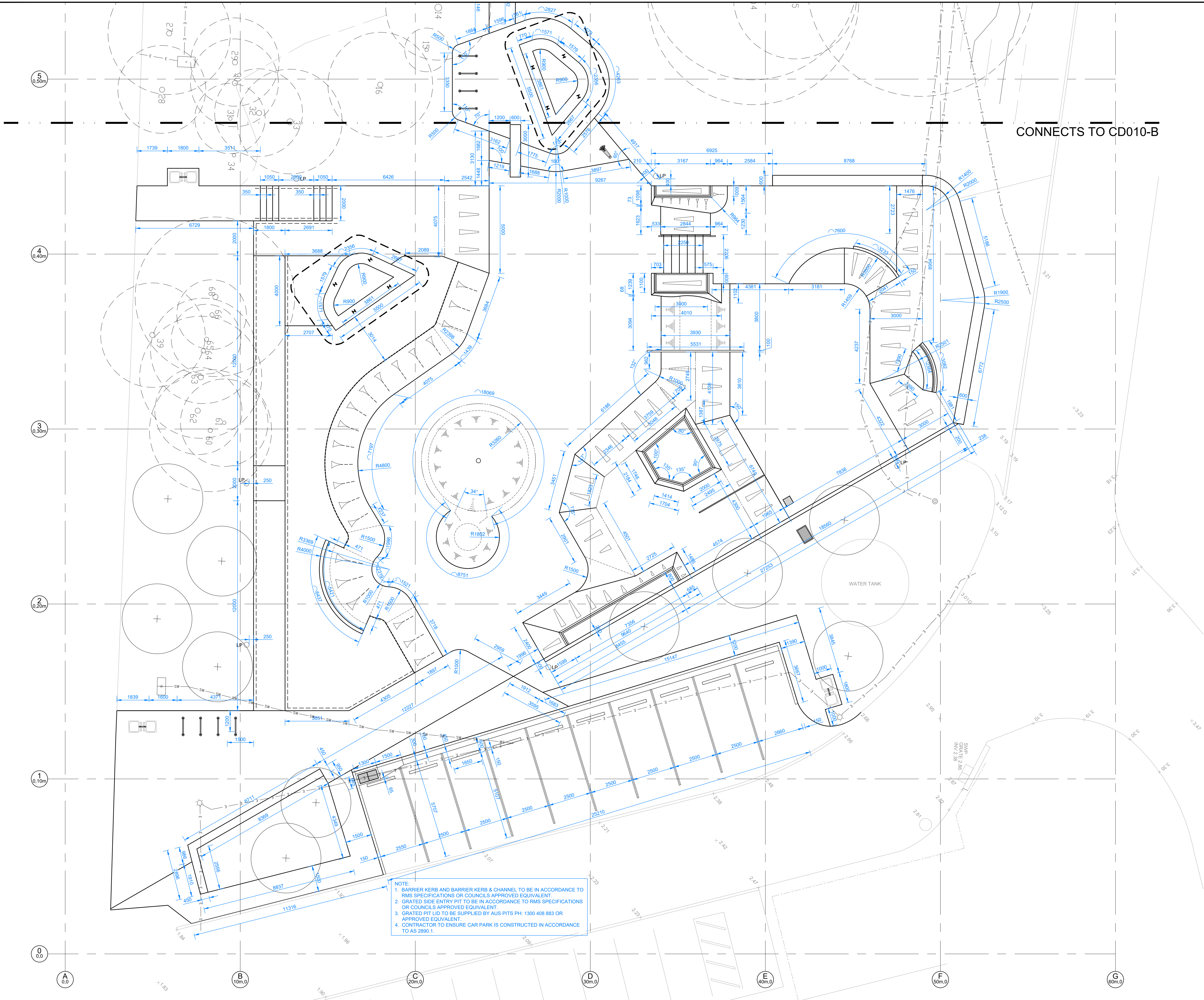
Setout Plan

SCALE: 1:100 DATE OF ISSUE: 17.02.2022
FORMAT / SIZE: A1 REFERENCE NO: 1821
DESIGN REVIEW: ND APPROVAL: JM

DRAWING NUMBER: REVISION:

1821_CD 009-B 05





- WARNING -
CONTRACTOR TO VERIFY LOCATION; DEPTH/CLEARANCE AND ALIGNMENT OF OVERHEAD AND UNDERGROUND SERVICES. CONTRACTOR TO ACQUIRE CURRENT AND RELEVANT DIAL BEFORE YOU DIG ONE CALL SERVICES DRAWINGS AND ADHERE TO ALL REQUIREMENTS FOR WORKS NEAR SERVICES INCLUDING CLEARANCES, EASEMENTS AND INFORMING SERVICE AUTHORITIES PRIOR TO COMMENCEMENT OF WORKS. THE LOCATIONS OF UNDERGROUND SERVICES INDICATED IN THIS SET OF DRAWINGS ARE INDICATIVE ONLY. PIT LOCATIONS HAVE BEEN SURVEYED BY A LICENSED SURVEYOR.

- SITE DIMENSIONS -
CONTRACTOR TO SATISFY THEMSELVES OF SITE CONDITIONS, CHANGES IN LEVEL AND DIMENSIONS PRIOR TO FABRICATION OF SITE SPECIFIC ITEMS OR PRIOR TO ORDERING/PURCHASING MATERIALS. WHERE DISCREPANCIES EXIST BETWEEN DRAWINGS AND SITE CONDITIONS CONTRACTOR TO NOTIFY SUPERINTENDENT PRIOR TO COMMENCEMENT OF WORKS.

- COPYRIGHT AND INTELLECTUAL PROPERTY RIGHTS -
ENLOCUS RETAINS THE INTELLECTUAL PROPERTY RIGHT IN RELATION TO THE CONTRACT MATERIAL. THE DESIGN AS REPRESENTED BY THE DRAWING SET AND ALL DETAILS, INGENUITY AND INNOVATION REMAIN THE PROPERTY OF ENLOCUS. REFER TO CONTRACT FOR IRREVOCABLE LICENSE GRANTED TO THE CLIENT AND COPYRIGHT ARRANGEMENT. © ENLOCUS 2019

DRAWING STATUS:

FOR
COMMENT

REVISION STATUS:

05	For Comment	18.01.22
04	For Construction	27.08.21
03	For Construction	04.08.21
02B	For Review	25.06.21
02A	For Review	24.06.21

LANDSCAPE ARCHITECT CONSULTANT:

enlocus
ENLOCUS
Level 1, 151 St Georges Rd,
Fitzroy North, Victoria 3066
T : 03 9482 2202
W : www.enlocus.com

CONSULTANTS:

STRUCTURAL ENGINEER MATRIX ENGINEERING GROUP P/L 24/37 Kellor Park Drive Kellor Park, Victoria 3042 Tel : +613 9331 7522 www.matrixgroup.net.au	LIGHTING & ELECTRICAL: WEBB AUSTRALIA GROUP Level 6, 128 Exhibition St Melbourne VIC 3000 Tel : +613 9652 0333 www.webbaustralia.com.au
---	---

NOTES / LEGEND:

SETOUT AND DIMENSION NOTES:

01. CONTRACTOR TO VERIFY ALL DIMENSIONS AND SITE DIMENSIONS. ANY DISCREPANCIES TO BE REPORTED TO SUPERINTENDENT PRIOR TO PROCEEDING WITH WORKS.
02. LICENSED SURVEYOR TO BE USED TO LOCATE HEIGHT DATUM & SET OUT POINT AS SHOWN ON DRAWINGS PRIOR TO COMMENCEMENT OF WORKS. CONTRACTOR TO INFORM SUPERINTENDENT OF ANY DISCREPANCIES PRIOR TO COMMENCING WORKS.
03. GENERAL ARRANGEMENT OF SITE TO BE PEGGED OUT AND APPROVAL BY SUPERINTENDENT RECEIVED PRIOR TO PROCEEDING WITH WORKS.

SETOUT AND DIMENSION LEGEND:

- 75x125 x 4mm M/S RHS 'DURAGAL' COPING.
- 50mm N.B. GALVANISED CHS COPING. ALL DIMENSIONS TO FRONT FACE OF COPING.
- 50mm ROLL-OVER RADIUS TO TOP OF TRANSITION OR BANK.
- 200mm ROLL-OVER RADIUS TO TOP OF BANK.
- RC TRANSITION (QUARTER PIPE). REFER TO SECTIONS CD100.
- RC FLAT BANK. REFER TO SECTIONS CD100.
- GENERAL WORKS DIMENSIONS.
- GENERAL WORKS SET OUT. X & Y CO-ORDINATES. REFER DEMOLITION PLAN CD000 FOR SITE CONSTRUCTION GRID SET OUT. GP POST ANNOTATION REFERS TO CENTER POINT OF POST OR UPRIGHT.
- RADIUS TANGENT POINT.

CLIENT NAME:

INNER WEST COUNCIL
7-15 Wetherill Street, Leichhardt
NSW 2040

PROJECT NAME:

LEICHHARDT PARK SKATE PARK
70 Mary Street,
Lilyfield NSW 2040

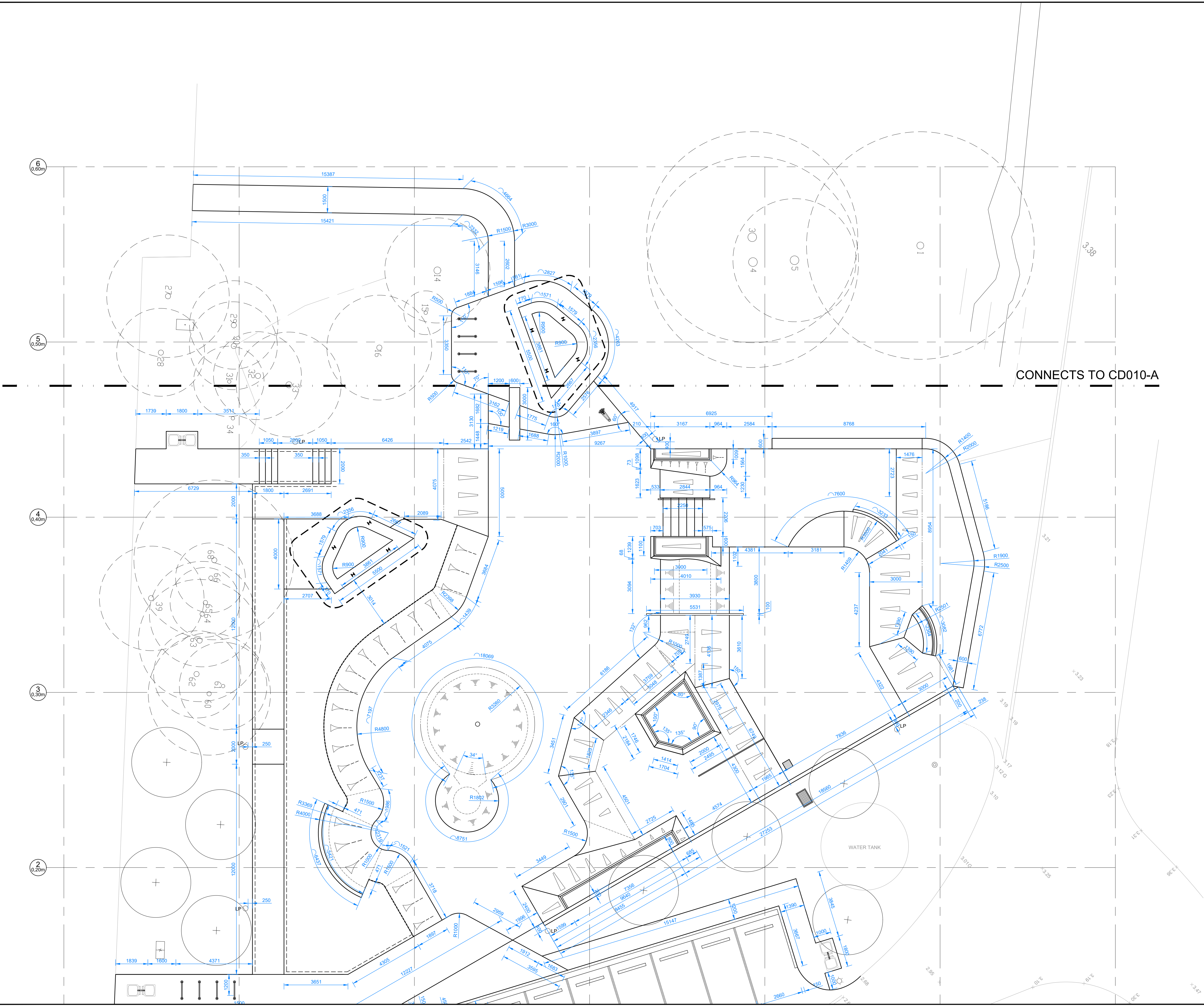
DRAWING TITLE:

Dimension Plan

SCALE: 1:100 DATE OF ISSUE: 17.02.2022
FORMAT / SIZE: A1 REFERENCE NO: 1821
DESIGN REVIEW: ND APPROVAL: JM

DRAWING NUMBER: REVISION:

1821_CD 010-A 05



-WARNING -
CONTRACTOR TO VERIFY LOCATION; DEPTH/CLEARANCE AND ALIGNMENT OF OVERHEAD AND UNDERGROUND SERVICES. CONTRACTOR TO ACQUIRE CURRENT AND RELEVANT 'DIAL BEFORE YOU DIG' ONE CALL SERVICES DRAWINGS AND ADHERE TO ALL REQUIREMENTS FOR WORKS NEAR SERVICES INCLUDING CLEARANCES, EASEMENTS AND INFORMING SERVICE AUTHORITIES PRIOR TO COMMENCEMENT OF WORKS. THE LOCATIONS OF UNDERGROUND SERVICES INDICATED IN THIS SET OF DRAWINGS ARE INDICATIVE ONLY. PIT LOCATIONS HAVE BEEN SURVEYED BY A LICENSED SURVEYOR.

- SITE DIMENSIONS -
CONTRACTOR TO SATISFY THEMSELVES OF SITE CONDITIONS, CHANGES IN LEVEL AND DIMENSIONS PRIOR TO FABRICATION OF SITE SPECIFIC ITEMS OR PRIOR TO ORDERING/PURCHASING MATERIALS. WHERE DISCREPANCIES EXIST BETWEEN DRAWINGS AND SITE CONDITIONS CONTRACTOR TO NOTIFY SUPERINTENDENT PRIOR TO COMMENCEMENT OF WORKS.

- COPYRIGHT AND INTELLECTUAL PROPERTY RIGHTS -
ENLOCUS RETAINS THE INTELLECTUAL PROPERTY RIGHT IN RELATION TO THE CONTRACT MATERIAL. THE DESIGN AS REPRESENTED BY THE DRAWING SET AND ALL DETAILS, INGENUITY AND INNOVATION REMAIN THE PROPERTY OF ENLOCUS. REFER TO CONTRACT FOR IRREVOCABLE LICENSE GRANTED TO THE CLIENT AND COPYRIGHT ARRANGEMENT. © ENLOCUS 2019

DRAWING STATUS:

FOR COMMENT

REVISION STATUS:

05	For Comment	18.01.22
04	For Construction	27.08.21
03	For Construction	04.08.21
02B	For Review	25.06.21
02A	For Review	24.06.21

LANDSCAPE ARCHITECT CONSULTANT:

enlocus
ENLOCUS
Level 1, 151 St Georges Rd,
Fitzroy North, Victoria 3066
T : 03 9482 2202
W : www.enlocus.com

CONSULTANTS:

STRUCTURAL ENGINEER
MATRIX ENGINEERING GROUP P/L
24/37 Kellor Park Drive
Kellor Park, Victoria 3042
Tel : +613 9331 7522
www.matrixgroup.net.au

LIGHTING & ELECTRICAL:
WEBB AUSTRALIA GROUP
Level 6, 128 Exhibition St
Melbourne VIC 3000
Tel : +613 9652 0333
www.webbaustralia.com.au

NOTES / LEGEND:

SETOUT AND DIMENSION NOTES:

- CONTRACTOR TO VERIFY ALL DIMENSIONS AND SITE DIMENSIONS. ANY DISCREPANCIES TO BE REPORTED TO SUPERINTENDENT PRIOR TO PROCEEDING WITH WORKS.
- LICENSED SURVEYOR TO BE USED TO LOCATE HEIGHT DATUM & SET OUT POINT AS SHOWN ON DRAWINGS PRIOR TO COMMENCEMENT OF WORKS. CONTRACTOR TO INFORM SUPERINTENDENT OF ANY DISCREPANCIES PRIOR TO COMMENCING WORKS.
- GENERAL ARRANGEMENT OF SITE TO BE PEGGED OUT AND APPROVAL BY SUPERINTENDENT RECEIVED PRIOR TO PROCEEDING WITH WORKS.

SETOUT AND DIMENSION LEGEND:

- 75X125 X 4MM M/S RHS 'DURAGAL' COPING.
- 50MM N.B. GALVANISED CHS COPING. ALL DIMENSIONS TO FRONT FACE OF COPING.
- 50MM ROLL-OVER RADIUS TO TOP OF TRANSITION OR BANK.
- 200MM ROLL-OVER RADIUS TO TOP OF BANK.
- RC TRANSITION (QUARTER PIPE). REFER TO SECTIONS CD100.
- RC FLAT BANK. REFER TO SECTIONS CD100.
- GENERAL WORKS DIMENSIONS.
- X 2206 Y 1686 GENERAL WORKS SET OUT. X & Y CO-ORDINATES. REFER DEMOLITION PLAN CD000 FOR SITE CONSTRUCTION GRID SET OUT. GP POST ANNOTATION REFERS TO CENTER POINT OF POST OR UPRIGHT.
- RADIUS TANGENT POINT.

CLIENT NAME:

INNER WEST COUNCIL
7-15 Wetherill Street, Leichhardt
NSW 2040

PROJECT NAME:

LEICHARDT PARK SKATE PARK
70 Mary Street,
Lilyfield NSW 2040

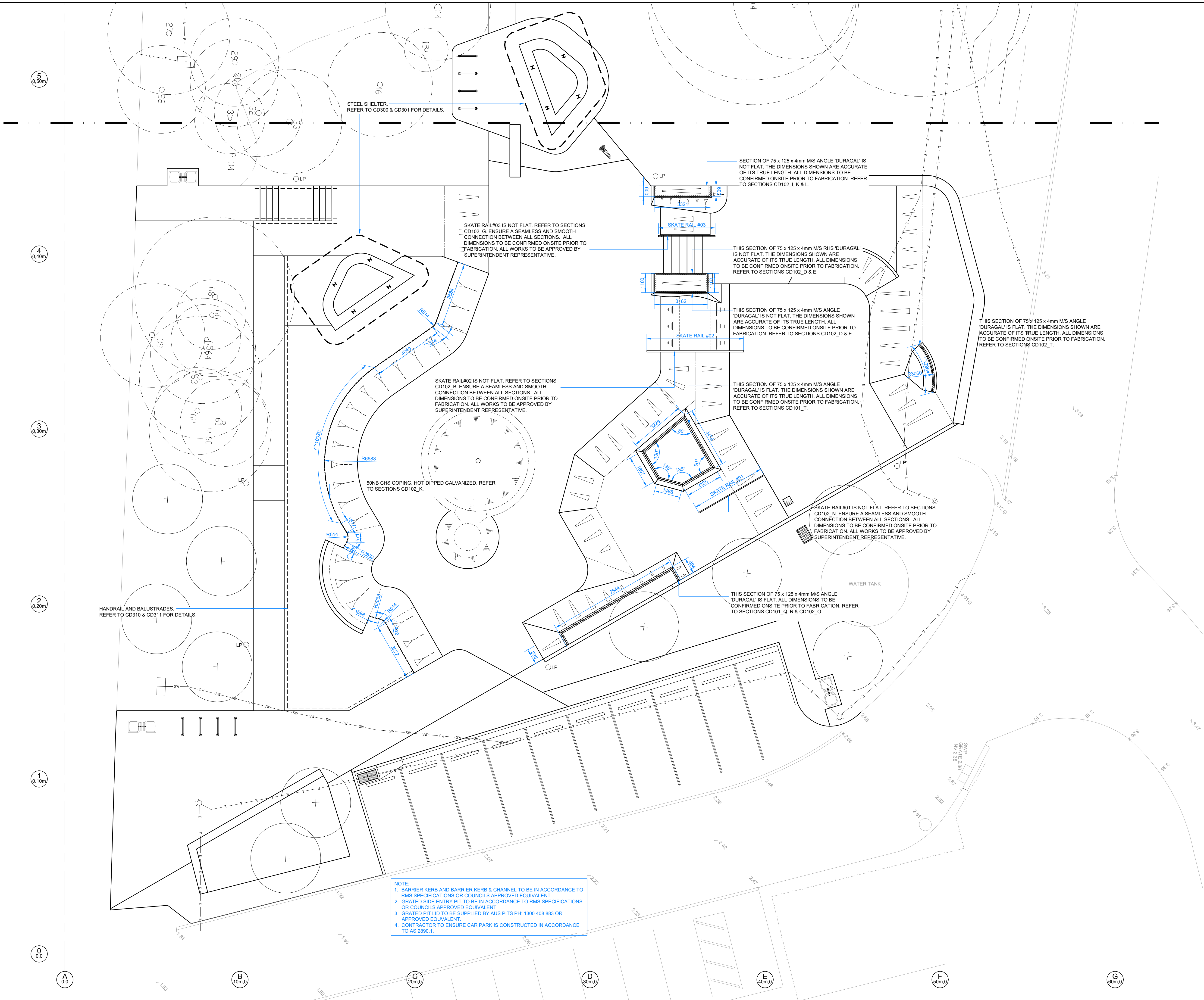
DRAWING TITLE:

Dimension Plan

SCALE: 1:100 DATE OF ISSUE: 17.02.2022
FORMAT / SIZE: A1 REFERENCE NO: 1821
DESIGN REVIEW: ND APPROVAL: JM

DRAWING NUMBER: REVISION:

1821_CD 010-B 05



-WARNING-
CONTRACTOR TO VERIFY LOCATION; DEPTH/CLEARANCE AND ALIGNMENT OF OVERHEAD AND UNDERGROUND SERVICES. CONTRACTOR TO ACQUIRE CURRENT AND RELEVANT 'DIAL BEFORE YOU DIG' ONE CALL' SERVICES. DRAWINGS AND ADHERE TO ALL REQUIREMENTS FOR WORKS NEAR SERVICES INCLUDING CLEARANCES, EASEMENTS AND INFORMING SERVICE AUTHORITIES PRIOR TO COMMENCEMENT OF WORKS. THE LOCATIONS OF UNDERGROUND SERVICES INDICATED IN THIS SET OF DRAWINGS ARE INDICATIVE ONLY. PIT LOCATIONS HAVE BEEN SURVEYED BY A LICENSED SURVEYOR.

-SITE DIMENSIONS -
CONTRACTOR TO SATISFY THEMSELVES OF SITE CONDITIONS, CHANGES IN LEVEL AND DIMENSIONS PRIOR TO FABRICATION OF SITE SPECIFIC ITEMS OR PRIOR TO ORDERING/PURCHASING MATERIALS. WHERE DISCREPANCIES EXIST BETWEEN DRAWINGS AND SITE CONDITIONS CONTRACTOR TO NOTIFY SUPERINTENDENT PRIOR TO COMMENCEMENT OF WORKS.

-COPYRIGHT AND INTELLECTUAL PROPERTY RIGHTS -
ENLOCUS RETAINS THE INTELLECTUAL PROPERTY RIGHT IN RELATION TO THE CONTRACT MATERIAL. THE DESIGN AS REPRESENTED BY THE DRAWING SET AND ALL DETAILS, INGENUITY AND INNOVATION REMAIN THE PROPERTY OF ENLOCUS. REFER TO CONTRACT FOR IRREVOCABLE LICENSE GRANTED TO THE CLIENT AND COPYRIGHT ARRANGEMENT. © ENLOCUS 2019

DRAWING STATUS:

FOR
COMMENT

REVISION STATUS:

05	For Comment	18.01.22
04	For Construction	27.08.21
03	For Construction	04.08.21
02B	For Review	25.06.21
02A	For Review	24.06.21

LANDSCAPE ARCHITECT CONSULTANT:

enlocus
ENLOCUS
Level 1, 151 St Georges Rd,
Fitzroy North, Victoria 3066
T : 03 9482 2202
W: www.enlocus.com

CONSULTANTS:

STRUCTURAL ENGINEER MATRIX ENGINEERING GROUP 24/37 Kellor Park Drive Kellor Park, Victoria 3042 Tel : +613 9331 7522 www.matrixgroup.net.au	LIGHTING & ELECTRICAL: WEBB AUSTRALIA GROUP Level 6, 128 Exhibition St Melbourne VIC 3000 Tel : +613 9652 0333 www.webbaustalia.com.au
---	--

NOTES / LEGEND:

STEEL NOTES:

- CONTRACTOR TO VERIFY ALL DIMENSIONS AND SITE DIMENSIONS. ANY DISCREPANCIES TO BE REPORTED TO SUPERINTENDENT PRIOR TO PROCEEDING WITH WORKS.
- LICENSED SURVEYOR TO BE USED TO LOCATE HEIGHT DATUM & SET OUT POINT AS SHOWN ON DRAWINGS PRIOR TO COMMENCEMENT OF WORKS. CONTRACTOR TO INFORM SUPERINTENDENT OF ANY DISCREPANCIES PRIOR TO COMMENCING WORKS.
- GENERAL ARRANGEMENT OF SITE TO BE PEGGED OUT AND APPROVAL BY SUPERINTENDENT RECEIVED PRIOR TO PROCEEDING WITH WORKS.

STEEL LEGEND:

- 75X125 X 4MM M/S RHS 'DURAGAL' COPING REFER TO SETOUT PLAN CD009.
- GALVANISED 50MM N.B. CHS COPING FRONT FACE. REFER SETOUT PLAN CD009.
- TP-○ FRONT FACE TANGENT POINT
- 1400 FRONT FACE OF COPING LENGTH SHOWN IN MILLIMETRES
- 2199 FRONT FACE OF COPING ARC LENGTH SHOWN IN MILLIMETRES
- R500 FRONT FACE OF COPING RADIUS SHOWN IN MILLIMETRES
- SECURITY BIN STAND. REFER TO CD204_I
- DRINKING FOUNTAIN. REFER TO CD204_J
- LP PROPOSED LIGHT POLES. SHOWN INDICATIVE ONLY. REFER TO ELECTRICAL ENGINEERING DRAWINGS.

CLIENT NAME:

INNER WEST COUNCIL
7-15 Wetherill Street, Leichhardt
NSW 2040

PROJECT NAME:

LEICHHARDT PARK SKATE PARK
70 Mary Street,
Lilyfield NSW 2040

DRAWING TITLE:

Steel Plan

SCALE: 1:100 DATE OF ISSUE: 17.02.2022
FORMAT / SIZE: A1 REFERENCE NO: 1821
DESIGN REVIEW: ND APPROVAL: JM

DRAWING NUMBER: REVISION:

1821_CD 011 05

-WARNING -
CONTRACTOR TO VERIFY LOCATION; DEPTH/CLEARANCE AND ALIGNMENT OF OVERHEAD AND UNDERGROUND SERVICES. CONTRACTOR TO ACQUIRE CURRENT AND RELEVANT DIAL BEFORE YOU DIG ONE CALL SERVICES DRAWINGS AND ADHERE TO ALL REQUIREMENTS FOR WORKS NEAR SERVICES INCLUDING CLEARANCES, EASEMENTS AND INFORMING SERVICE AUTHORITIES PRIOR TO COMMENCEMENT OF WORKS. THE LOCATIONS OF UNDERGROUND SERVICES INDICATED IN THIS SET OF DRAWINGS ARE INDICATIVE ONLY. PIT LOCATIONS HAVE BEEN SURVEYED BY A LICENSED SURVEYOR.

-SITE DIMENSIONS -
CONTRACTOR TO SATISFY THEMSELVES OF SITE CONDITIONS, CHANGES IN LEVEL AND DIMENSIONS PRIOR TO FABRICATION OF SITE SPECIFIC ITEMS OR PRIOR TO ORDERING/PURCHASING MATERIALS. WHERE DISCREPANCIES EXIST BETWEEN DRAWINGS AND SITE CONDITIONS CONTRACTOR TO NOTIFY SUPERINTENDENT PRIOR TO COMMENCEMENT OF WORKS.

-COPYRIGHT AND INTELLECTUAL PROPERTY RIGHTS -
ENLOCUS RETAINS THE INTELLECTUAL PROPERTY RIGHT IN RELATION TO THE CONTRACT MATERIAL. THE DESIGN AS REPRESENTED BY THE DRAWING SET AND ALL DETAILS, INGENUITY AND INNOVATION REMAIN THE PROPERTY OF ENLOCUS. REFER TO CONTRACT FOR IRREVOCABLE LICENSE GRANTED TO THE CLIENT AND COPYRIGHT ARRANGEMENT. © ENLOCUS 2019

DRAWING STATUS:

FOR COMMENT

REVISION STATUS:

05	For Comment	18.01.22
04	For Construction	27.08.21
03	For Construction	04.08.21
02B	For Review	25.06.21
02A	For Review	24.06.21

LANDSCAPE ARCHITECT CONSULTANT:

enlocus
ENLOCUS
Level 1, 151 St Georges Rd,
Fitzroy North, Victoria 3066
T : 03 9482 2202
W : www.enlocus.com

CONSULTANTS:

STRUCTURAL ENGINEER
MATRIX ENGINEERING GROUP P/L
24/37 Kellor Park Drive
Kellor Park, Victoria 3042
Tel : +613 9331 7522
www.matrixgroup.net.au

LIGHTING & ELECTRICAL:
WEBB AUSTRALIA GROUP
Level 6, 128 Exhibition St
Melbourne VIC 3000
Tel : +613 9652 0333
www.webbaustralia.com.au

NOTES / LEGEND:

CONCRETE JOINTS NOTES:

01. REFER TO GEOTECHNICAL REPORT SUPPLIED BY CIVIL TEST PTY LTD - REPORT NO. 1190944.1, FOR ALL SURGRADE PREPARATIONS.
02. SAW CUT TO 32MPa RC SLABS MIN 24 AND MAX 48 HRS AFTER POUR.
03. 4MM WIDE SAWCUT, 40MM DEPTH, MACHINE CUT ONLY FOLLOWING CHALKED LINE. CONTRACTOR TO ENSURE STRAIGHT CUTS AS SHOWN.
04. PRIOR TO CONCRETE POUR CUT EVERY SECOND 8MM WIRE IN LOCATION SHOWN FOR SAW CUT. SUPERINTENDENT TO INSPECT CUT WIRE PRIOR TO PROCEEDING WITH WORKS.

CONCRETE JOINTS LEGEND:

- 75X125 X-4MM M/S R/S DURAGAL® COPING.
- 50MM N.B. GALVANISED CHS COPING. ALL DIMENSIONS TO FRONT FACE OF COPING.
- 50MM ROLL-OVER RADIUS TO TOP OF TRANSITION OR BANK.
- 200MM ROLL-OVER RADIUS TO TOP OF BANK.
- RC TRANSITION (QUARTER PIPE). REFER TO SECTIONS CD100.
- RC FLAT BANK. REFER TO SECTIONS CD100.
- CONTROL JOINT 300MM DEPTH SAWCUT AS DIMENSIONED. MACHINE CUT ONLY (NOT HANDHELD CUT SAW). REFER CD200_P.
- CONSTRUCTION JOINT 300MM THICKENING WITH REINFORCING STEEL AS DETAILED. REFER TO SECTIONS CD100.
- RE-ENTRANT BARS 2/12 BARS 2000MM LONG @45° TIED TO REINFORCEMENT MESH - IN LOCATIONS SHOWN.
- SET OUT DIMENSIONS FOR SAW CUTS.
- X & Y CO-ORDINATES FOR SAW CUT SETOUT.
- RETAINING WALL CONTROL JOINTS. REFER TO CD203_D.

CLIENT NAME:

INNER WEST COUNCIL
7-15 Wetherill Street, Leichhardt
NSW 2040

PROJECT NAME:

LEICHHARDT PARK SKATE PARK
70 Mary Street,
Lilyfield NSW 2040

DRAWING TITLE:

Concrete Joints Plan

SCALE: 1:100 **DATE OF ISSUE:** 17.02.2022
FORMAT / SIZE: A1 **REFERENCE NO:** 1821
DESIGN REVIEW: ND **APPROVAL:** JM

DRAWING NUMBER: **REVISION:**

1821_CD 012-A 05

NOTE:
1. BARRIER KERB AND BARRIER KERB & CHANNEL TO BE IN ACCORDANCE TO RMS SPECIFICATIONS OR COUNCILS APPROVED EQUIVALENT
2. GRATED SIDE ENTRY PIT TO BE IN ACCORDANCE TO RMS SPECIFICATIONS OR COUNCILS APPROVED EQUIVALENT.
3. GRATED PIT LID TO BE SUPPLIED BY AUS PITS PH: 1300 408 883 OR APPROVED EQUIVALENT.
4. CONTRACTOR TO ENSURE CAR PARK IS CONSTRUCTED IN ACCORDANCE TO AS 2890.1.

- WARNING -
CONTRACTOR TO VERIFY LOCATION; DEPTH/CLEARANCE AND ALIGNMENT OF OVERHEAD AND UNDERGROUND SERVICES. CONTRACTOR TO ACQUIRE CURRENT AND RELEVANT DIAL BEFORE YOU DIG ONE CALL SERVICES DRAWINGS AND ADHERE TO ALL REQUIREMENTS FOR WORKS NEAR SERVICES INCLUDING CLEARANCES, EASEMENTS AND INFORMING SERVICE AUTHORITIES PRIOR TO COMMENCEMENT OF WORKS. THE LOCATIONS OF UNDERGROUND SERVICES INDICATED IN THIS SET OF DRAWINGS ARE INDICATIVE ONLY. PIT LOCATIONS HAVE BEEN SURVEYED BY A LICENSED SURVEYOR.

- SITE DIMENSIONS -
CONTRACTOR TO SATISFY THEMSELVES OF SITE CONDITIONS, CHANGES IN LEVEL AND DIMENSIONS PRIOR TO FABRICATION OF SITE SPECIFIC ITEMS OR PRIOR TO ORDERING/PURCHASING MATERIALS. WHERE DISCREPANCIES EXIST BETWEEN DRAWINGS AND SITE CONDITIONS CONTRACTOR TO NOTIFY SUPERINTENDENT PRIOR TO COMMENCEMENT OF WORKS.

- COPYRIGHT AND INTELLECTUAL PROPERTY RIGHTS -
ENLOCUS RETAINS THE INTELLECTUAL PROPERTY RIGHT IN RELATION TO THE CONTRACT MATERIAL. THE DESIGN AS REPRESENTED BY THE DRAWING SET AND ALL DETAILS, INGENUITY AND INNOVATION REMAIN THE PROPERTY OF ENLOCUS. REFER TO CONTRACT FOR IRREVOCABLE LICENSE GRANTED TO THE CLIENT AND COPYRIGHT ARRANGEMENT. © ENLOCUS 2019

DRAWING STATUS:

FOR
COMMENT

REVISION STATUS:

05	For Comment	18.01.22
04	For Construction	27.08.21
03	For Construction	04.08.21
02B	For Review	25.06.21
02A	For Review	24.06.21

LANDSCAPE ARCHITECT CONSULTANT:

enlocus

ENLOCUS
Level 1, 151 St Georges Rd,
Fitzroy North, Victoria 3066
T : 03 9482 2202
W : www.enlocus.com

CONSULTANTS:

STRUCTURAL ENGINEER
MATRIX ENGINEERING GROUP P/L
24/37 Kellor Park Drive
Kellor Park, Victoria 3042
Tel : +613 9331 7522
www.matrixgroup.net.au

LIGHTING & ELECTRICAL:
WEBB AUSTRALIA GROUP
Level 6, 128 Exhibition St
Melbourne VIC 3000
Tel : +613 9652 0333
www.webbaustalia.com.au

NOTES / LEGEND:

CONCRETE JOINTS NOTES:

01. REFER TO GEOTECHNICAL REPORT SUPPLIED BY CIVIL TEST PTY LTD - REPORT NO. 1190944-1, FOR ALL SUBGRADE PREPARATIONS.
02. SAW CUT TO 32MPa RC SLABS MIN 24 AND MAX 48 HRS AFTER POUR.
03. 4MM WIDE SAWCUT, 40MM DEPTH, MACHINE CUT ONLY FOLLOWING CHALKED LINE. CONTRACTOR TO ENSURE STRAIGHT CUTS AS SHOWN.
04. PRIOR TO CONCRETE POUR CUT EVERY SECOND 8MM WIRE IN LOCATION SHOWN FOR SAW CUT. SUPERINTENDENT TO INSPECT CUT WIRE PRIOR TO PROCEEDING WITH WORKS.

CONCRETE JOINTS LEGEND:

- 75X125 X 4MM M/S RHS 'DURAGAL' COPING.
- 50MM N.B. GALVANISED CHS COPING. ALL DIMENSIONS TO FRONT FACE OF COPING.
- 50MM ROLL-OVER RADIUS TO TOP OF TRANSITION OR BANK.
- 200MM ROLL-OVER RADIUS TO TOP OF BANK.
- RC TRANSITION (QUARTER PIPE). REFER TO SECTIONS CD100.
- RC FLAT BANK. REFER TO SECTIONS CD100.
- CONTROL JOINT 300MM DEPTH SAWCUT AS DIMENSIONED. MACHINE CUT ONLY (NOT HANDHELD CUT SAW). REFER CD200_P.
- CONSTRUCTION JOINT 300MM THICKENING WITH REINFORCING STEEL AS DETAILED. REFER TO SECTIONS CD100.
- RE-ENTRANT BARS 2/12 BARS 2000MM LONG @ 45° TIED TO REINFORCEMENT MESH - IN LOCATIONS SHOWN.
- SET OUT DIMENSIONS FOR SAW CUTS.
- X & Y CO-ORDINATES FOR SAW CUT SETOUT.
- RETAINING WALL CONTROL JOINTS. REFER TO CD203_D.

CLIENT NAME:

INNER WEST COUNCIL
7-15 Wetherill Street, Leichhardt
NSW 2040

PROJECT NAME:

LEICHHARDT PARK SKATE PARK
70 Mary Street,
Lilyfield NSW 2040

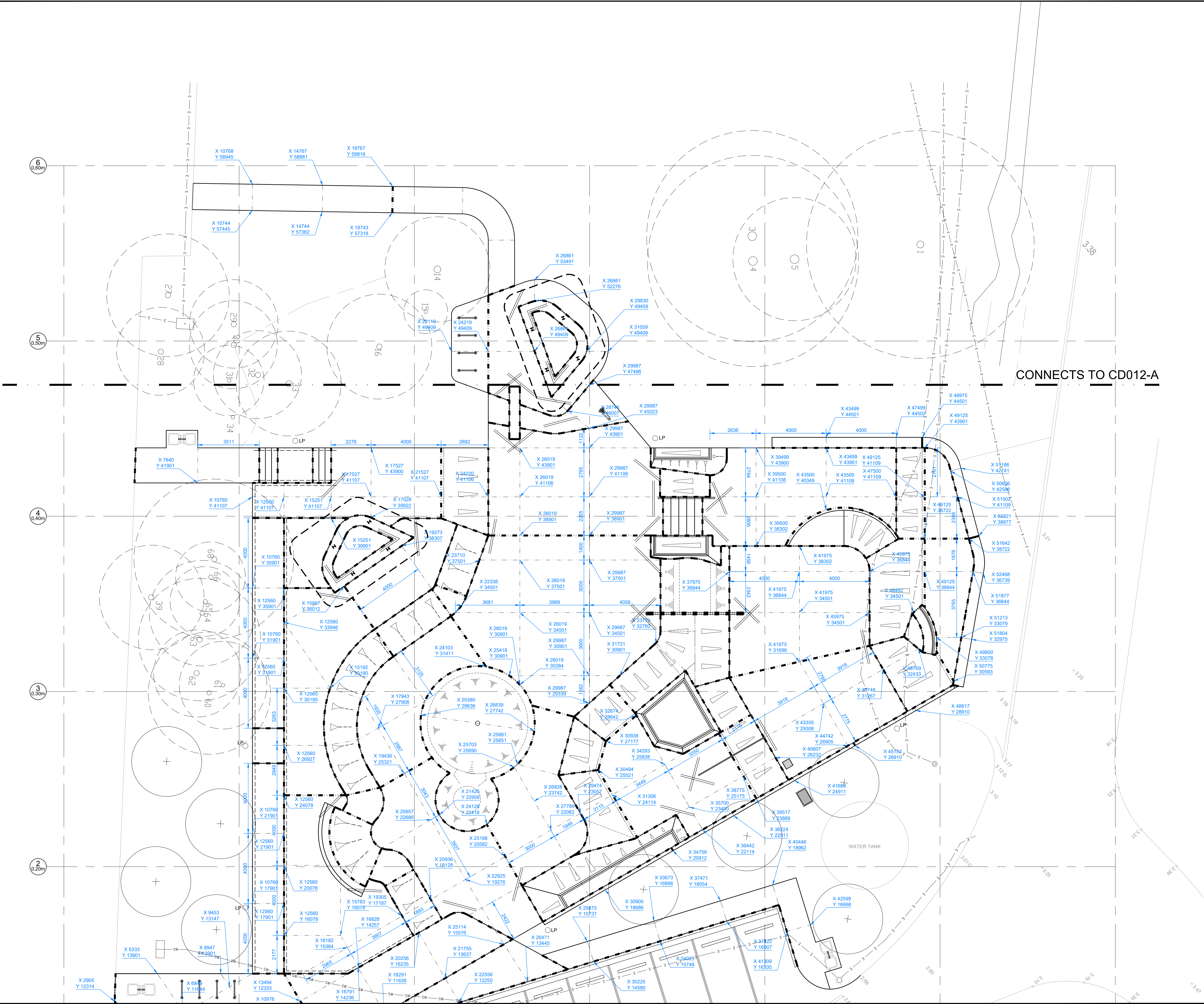
DRAWING TITLE:

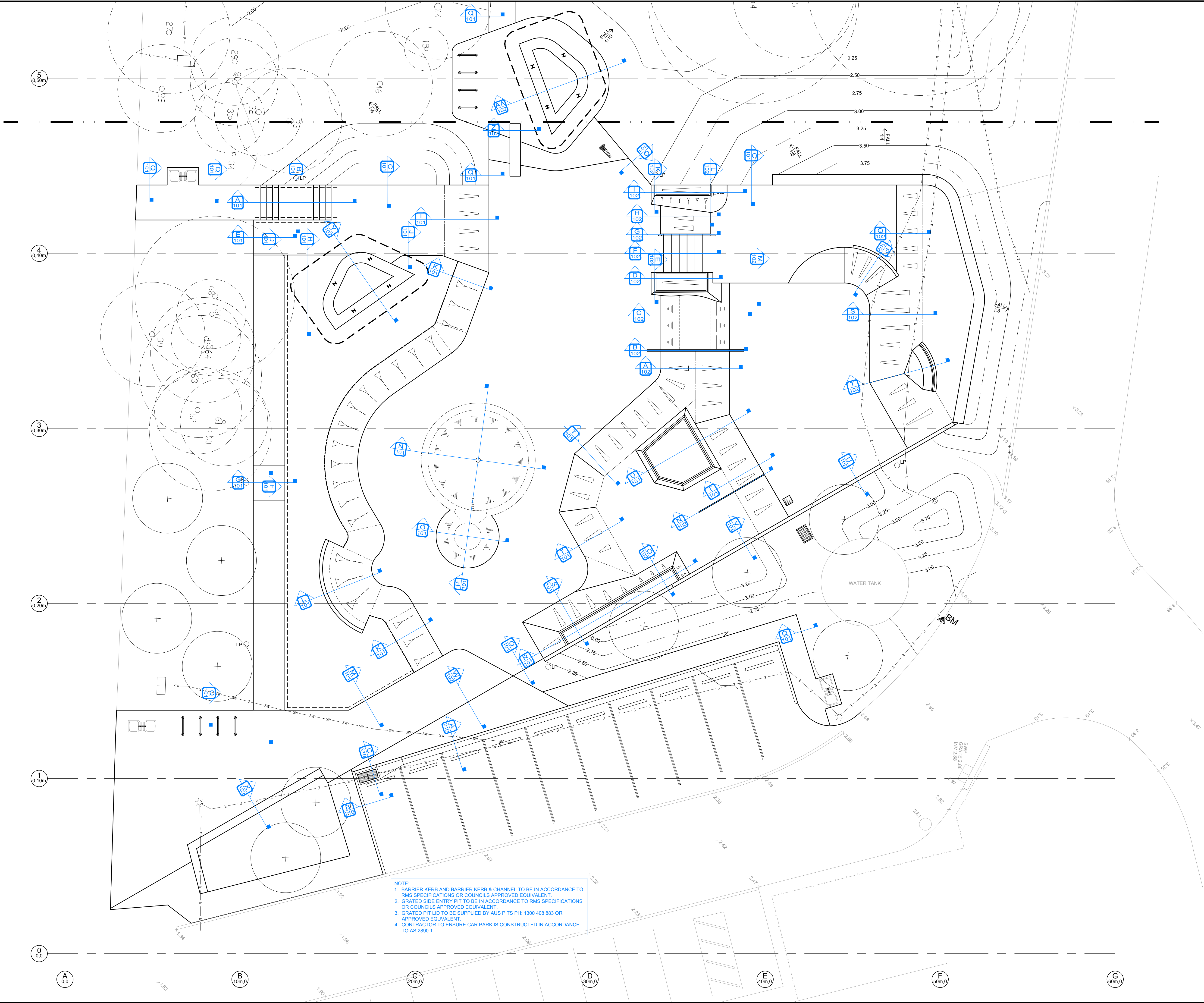
Concrete Joints Plan

SCALE: 1:100 DATE OF ISSUE: 17.02.2022
FORMAT / SIZE: A1 REFERENCE NO: 1821
DESIGN REVIEW: ND APPROVAL: JM

DRAWING NUMBER: REVISION:

1821_CD 012-B 05





- WARNING -
CONTRACTOR TO VERIFY LOCATION; DEPTH/CLEARANCE AND ALIGNMENT OF OVERHEAD AND UNDERGROUND SERVICES. CONTRACTOR TO ACQUIRE CURRENT AND RELEVANT DIAL BEFORE YOU DIG ONE CALL SERVICES DRAWINGS AND ADHERE TO ALL REQUIREMENTS FOR WORKS NEAR SERVICES INCLUDING CLEARANCES, EASEMENTS AND INFORMING SERVICE AUTHORITIES PRIOR TO COMMENCEMENT OF WORKS. THE LOCATIONS OF UNDERGROUND SERVICES INDICATED IN THIS SET OF DRAWINGS ARE INDICATIVE ONLY. PIT LOCATIONS HAVE BEEN SURVEYED BY A LICENSED SURVEYOR.

- SITE DIMENSIONS -
CONTRACTOR TO SATISFY THEMSELVES OF SITE CONDITIONS, CHANGES IN LEVEL AND DIMENSIONS PRIOR TO FABRICATION OF SITE SPECIFIC ITEMS OR PRIOR TO ORDERING/PURCHASING MATERIALS. WHERE DISCREPANCIES EXIST BETWEEN DRAWINGS AND SITE CONDITIONS CONTRACTOR TO NOTIFY SUPERINTENDENT PRIOR TO COMMENCEMENT OF WORKS.

- COPYRIGHT AND INTELLECTUAL PROPERTY RIGHTS -
ENLOCUS RETAINS THE INTELLECTUAL PROPERTY RIGHT IN RELATION TO THE CONTRACT MATERIAL. THE DESIGN AS REPRESENTED BY THE DRAWING SET AND ALL DETAILS, INGENUITY AND INNOVATION REMAIN THE PROPERTY OF ENLOCUS. REFER TO CONTRACT FOR IRREVOCABLE LICENSE GRANTED TO THE CLIENT AND COPYRIGHT ARRANGEMENT. © ENLOCUS 2019

DRAWING STATUS:

FOR
COMMENT

REVISION STATUS:

05	For Comment	18.01.22
04	For Construction	27.08.21
03	For Construction	04.08.21
02B	For Review	25.06.21
02A	For Review	24.06.21

LANDSCAPE ARCHITECT CONSULTANT:

enlocus
ENLOCUS
Level 1, 151 St Georges Rd,
Fitzroy North, Victoria 3066
T : 03 9482 2202
W : www.enlocus.com

CONSULTANTS:

STRUCTURAL ENGINEER MATRIX ENGINEERING GROUP P/L 24/37 Kellor Park Drive Kellor Park, Victoria 3042 Tel : +613 9331 7522 www.matrixgroup.net.au	LIGHTING & ELECTRICAL: WEBB AUSTRALIA GROUP Level 6, 128 Exhibition St Melbourne VIC 3000 Tel : +613 9652 0333 www.webbaustralia.com.au
---	---

NOTES / LEGEND:

SECTION KEY NOTES:

01 CONTRACTOR TO VERIFY ALL DIMENSIONS AND SITE DIMENSIONS. ANY DISCREPANCIES TO BE REPORTED TO SUPERINTENDENT PRIOR TO PROCEEDING WITH WORKS.

SECTION KEY LEGEND:

	75X125 X 4MM M/S R/S DURAGAL' COPING.
	50MM N.B. GALVANISED CHS COPING. ALL DIMENSIONS TO FRONT FACE OF COPING.
	50MM ROLL-OVER RADIUS TO TOP OF TRANSITION OR BANK.
	200MM ROLL-OVER RADIUS TO TOP OF BANK.
	RC TRANSITION (QUARTER PIPE). REFER TO SECTIONS CD100.
	RC FLAT BANK. REFER TO SECTIONS CD100.
	REFER TO SECTIONS CD101 & 102.
	REPRESENTS CONCRETE BLEND BETWEEN VARYING TRANSITIONS. ALL BLEND AREAS TO BE APPROVED BY ENLOCUS PRIOR TO CONCRETE POUR. TO INCLUDE AND NOT LIMITED TO SHAPE OF REQUIRED BATHWORKS. REINFORCEMENT AND PROPOSED SHAPE AND METHOD OF CONSTRUCTION. BLENDS NEED TO BE CONSISTENT AND TO HAVE SEAMLESS CONNECTION TO ADJOINING TRANSITIONS. ANY FINISHED BLENDS OUTSIDE OF THESE TOLERANCES WILL BE DEMOLISHED AND REPOURED AT CONTRACTORS EXPENSE.

CLIENT NAME:

INNER WEST COUNCIL
7-15 Wetherill Street, Leichhardt
NSW 2040

PROJECT NAME:

LEICHHARDT PARK SKATE PARK
70 Mary Street,
Lilyfield NSW 2040

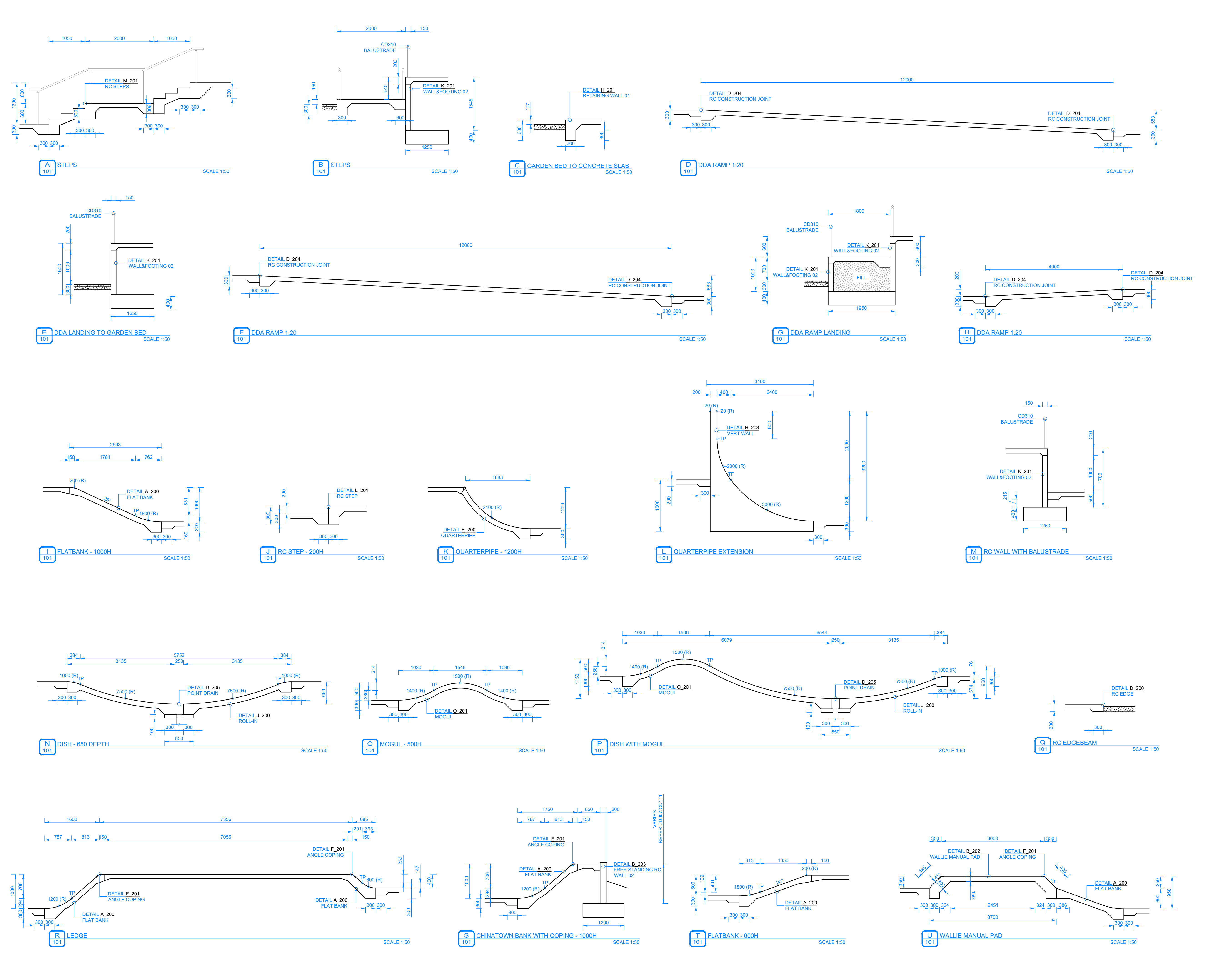
DRAWING TITLE:

Section Key Plan

SCALE: 1:100 DATE OF ISSUE: 17.02.2022
FORMAT / SIZE: A1 REFERENCE NO: 1821
DESIGN REVIEW: ND APPROVAL: JM

DRAWING NUMBER: REVISION:

1821_CD 100 05



- WARNING -
CONTRACTOR TO VERIFY LOCATION; DEPTH/CLEARANCE AND ALIGNMENT OF OVERHEAD AND UNDERGROUND SERVICES. CONTRACTOR TO ACQUIRE CURRENT AND RELEVANT 'DIAL BEFORE YOU DIG' ONE CALL' SERVICES DRAWINGS AND ADHERE TO ALL REQUIREMENTS FOR WORKS NEAR SERVICES INCLUDING CLEARANCES, EASEMENTS AND INFORMING SERVICE AUTHORITIES PRIOR TO COMMENCEMENT OF WORKS. THE LOCATIONS OF UNDERGROUND SERVICES INDICATED IN THIS SET OF DRAWINGS ARE INDICATIVE ONLY. PIT LOCATIONS HAVE BEEN SURVEYED BY A LICENSED SURVEYOR.

- SITE DIMENSIONS -
CONTRACTOR TO SATISFY THEMSELVES OF SITE CONDITIONS, CHANGES IN LEVEL AND DIMENSIONS PRIOR TO FABRICATION OF SITE SPECIFIC ITEMS OR PRIOR TO ORDERING/PURCHASING MATERIALS. WHERE DISCREPANCIES EXIST BETWEEN DRAWINGS AND SITE CONDITIONS CONTRACTOR TO NOTIFY SUPERINTENDENT PRIOR TO COMMENCEMENT OF WORKS.

- COPYRIGHT AND INTELLECTUAL PROPERTY RIGHTS -
ENLOCUS RETAINS THE INTELLECTUAL PROPERTY RIGHT IN RELATION TO THE CONTRACT MATERIAL. THE DESIGN AS REPRESENTED BY THE DRAWING SET AND ALL DETAILS, INGENUITY AND INNOVATION REMAIN THE PROPERTY OF ENLOCUS. REFER TO CONTRACT FOR IRREVOCABLE LICENSE GRANTED TO THE CLIENT AND COPYRIGHT ARRANGEMENT. © ENLOCUS 2019

DRAWING STATUS:

FOR COMMENT

REVISION STATUS:

05	For Comment	18.01.22
04	For Construction	27.08.21
03	For Construction	04.08.21
02B	For Review	25.06.21
02A	For Review	24.06.21

LANDSCAPE ARCHITECT CONSULTANT:

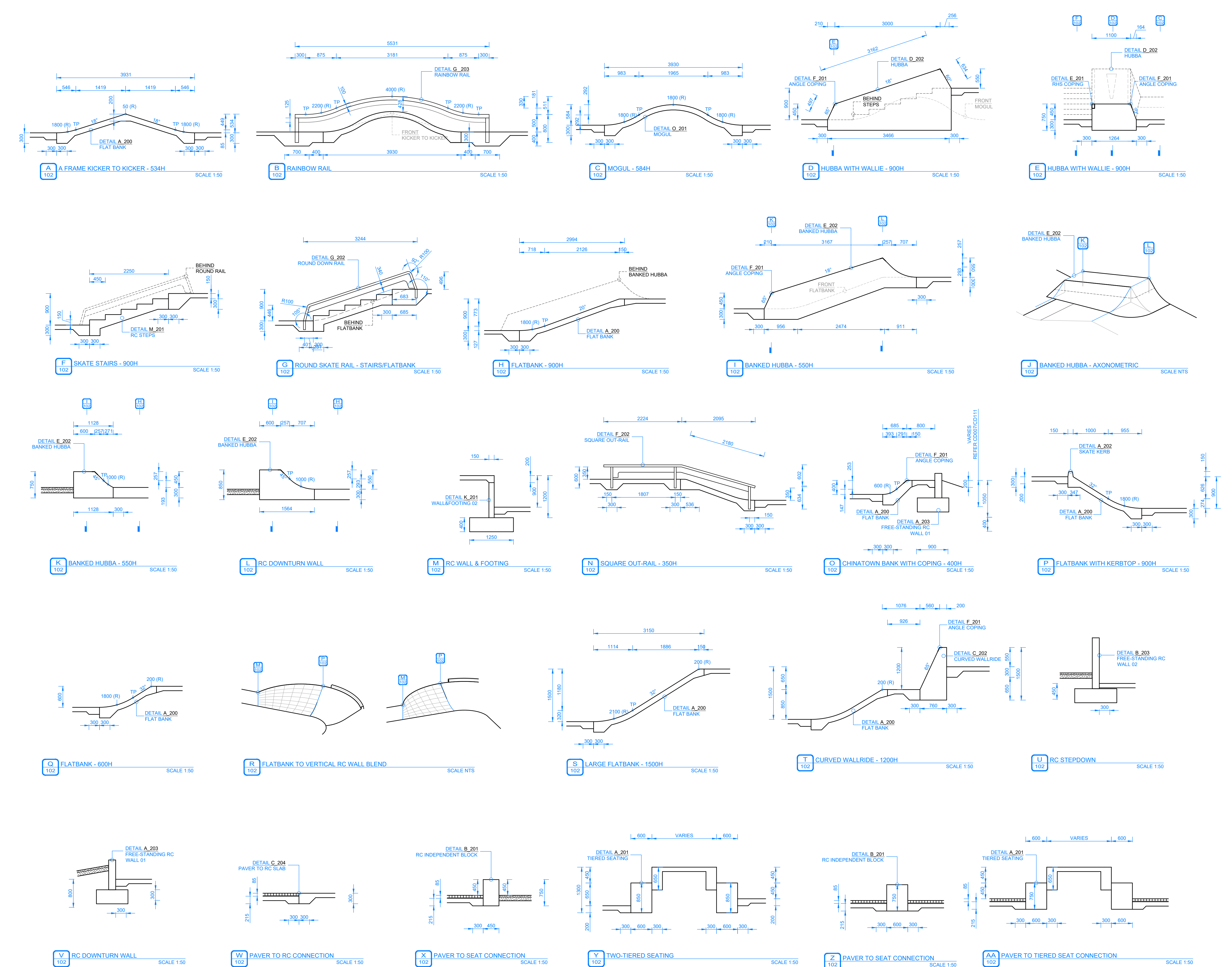
ENLOCUS
Level 1, 151 St Georges Rd,
Fitzroy North, Victoria 3066
T : 03 9482 2202
W : www.enlocus.com

CONSULTANTS:

STRUCTURAL ENGINEER GROUP P/L MATRIX ENGINEERING GROUP 24/37 Kellor Park Drive Kellor Park, Victoria 3042 Tel : +613 9331 7522 www.matrixgroup.net.au	LIGHTING & ELECTRICAL: GROUP WEBB AUSTRALIA GROUP Level 6, 128 Exhibition St Melbourne VIC 3000 Tel : +613 9652 0333 www.webbaustralia.com.au
---	---

NOTES / LEGEND:

- SECTION NOTES:**
- ALL SECTIONS TO BE READ IN CONJUNCTION WITH DIMENSION PLAN, DETAILS, ENGINEERING DETAILS AND LEVELS PLANS AS APPROPRIATE. DESIGNER (ENLOCUS PTY LTD) TO BE CONTACTED WITH ANY DISCREPANCIES OR REQUIRED CLARITY FOR APPROVAL IN WRITING PRIOR TO WORKS COMMENCING/CONTINUING.
 - CLASS 1 FINISH TO ALL VERTICAL SURFACES. STEEL TROWEL FINISH TO PLATFORMS, FLAT BANKS, TRANSITIONS ETC. REFER TO SPECIFICATIONS FOR FURTHER INFORMATION.
 - CONCRETE 32MPa THROUGHOUT. LIMIT MOISTURE CONTENT. SAW CUT ALL SLABS MIN 24 - MAX 48 HRS AFTER POUR. SAW CUTS TO BE ACCURATE, STRAIGHT AND TRUE.
 - ENSURE ADEQUATE VIBRATION OF CONCRETE IS ACHIEVED. REFER TO SPECIFICATIONS FOR FURTHER INFORMATION.
 - SUMP OF CONCRETE 90MM - 100MM. REFER TO SPECIFICATIONS FOR FURTHER INFORMATION.
 - ALL HANDRAILS, RAILS & STEEL EDGES IN SKATEPARK TO BE CHECK MEASURED ON SITE PRIOR TO FABRICATION (AFTER CAST IN PLATE INSTALLATION). ANY DISCREPANCIES OR LACK OF CLARITY SHALL BE INDICATED BY CONTRACTOR TO DESIGNER (ENLOCUS PTY LTD) FOR CLARIFICATION IN WRITING PRIOR TO WORKS COMMENCING/CONTINUING.
 - REFER TO ENGINEERING DETAILS FOR FURTHER INFORMATION.



- WARNING -
CONTRACTOR TO VERIFY LOCATION; DEPTH/CLEARANCE AND ALIGNMENT OF OVERHEAD AND UNDERGROUND SERVICES. CONTRACTOR TO ACQUIRE CURRENT AND RELEVANT DIAL BEFORE YOU DIG ONE CALL SERVICES DRAWINGS AND ADHERE TO ALL REQUIREMENTS FOR WORKS NEAR SERVICES INCLUDING CLEARANCES, EASEMENTS AND INFORMING SERVICE AUTHORITIES PRIOR TO COMMENCEMENT OF WORKS. THE LOCATIONS OF UNDERGROUND SERVICES INDICATED IN THIS SET OF DRAWINGS ARE INDICATIVE ONLY. PIT LOCATIONS HAVE BEEN SURVEYED BY A LICENSED SURVEYOR.

- SITE DIMENSIONS -
CONTRACTOR TO SATISFY THEMSELVES OF SITE CONDITIONS, CHANGES IN LEVEL AND DIMENSIONS PRIOR TO FABRICATION OF SITE SPECIFIC ITEMS OR PRIOR TO ORDERING/PURCHASING MATERIALS. WHERE DISCREPANCIES EXIST BETWEEN DRAWINGS AND SITE CONDITIONS CONTRACTOR TO NOTIFY SUPERINTENDENT PRIOR TO COMMENCEMENT OF WORKS.

- COPYRIGHT AND INTELLECTUAL PROPERTY RIGHTS -
ENLOCUS RETAINS THE INTELLECTUAL PROPERTY RIGHT IN RELATION TO THE CONTRACT MATERIAL. THE DESIGN AS REPRESENTED BY THE DRAWING SET AND ALL DETAILS, INGENUITY AND INNOVATION REMAIN THE PROPERTY OF ENLOCUS. REFER TO CONTRACT FOR IRREVOCABLE LICENSE GRANTED TO THE CLIENT AND COPYRIGHT ARRANGEMENT. © ENLOCUS 2019

DRAWING STATUS:

FOR COMMENT

REVISION STATUS:

05	For Comment	18.01.22
04	For Construction	27.08.21
03	For Construction	04.08.21
02B	For Review	25.06.21
02A	For Review	24.06.21

LANDSCAPE ARCHITECT CONSULTANT:

enlocus

ENLOCUS
Level 1, 151 St Georges Rd,
Fitzroy North, Victoria 3066
T : 03 9482 2202
W : www.enlocus.com

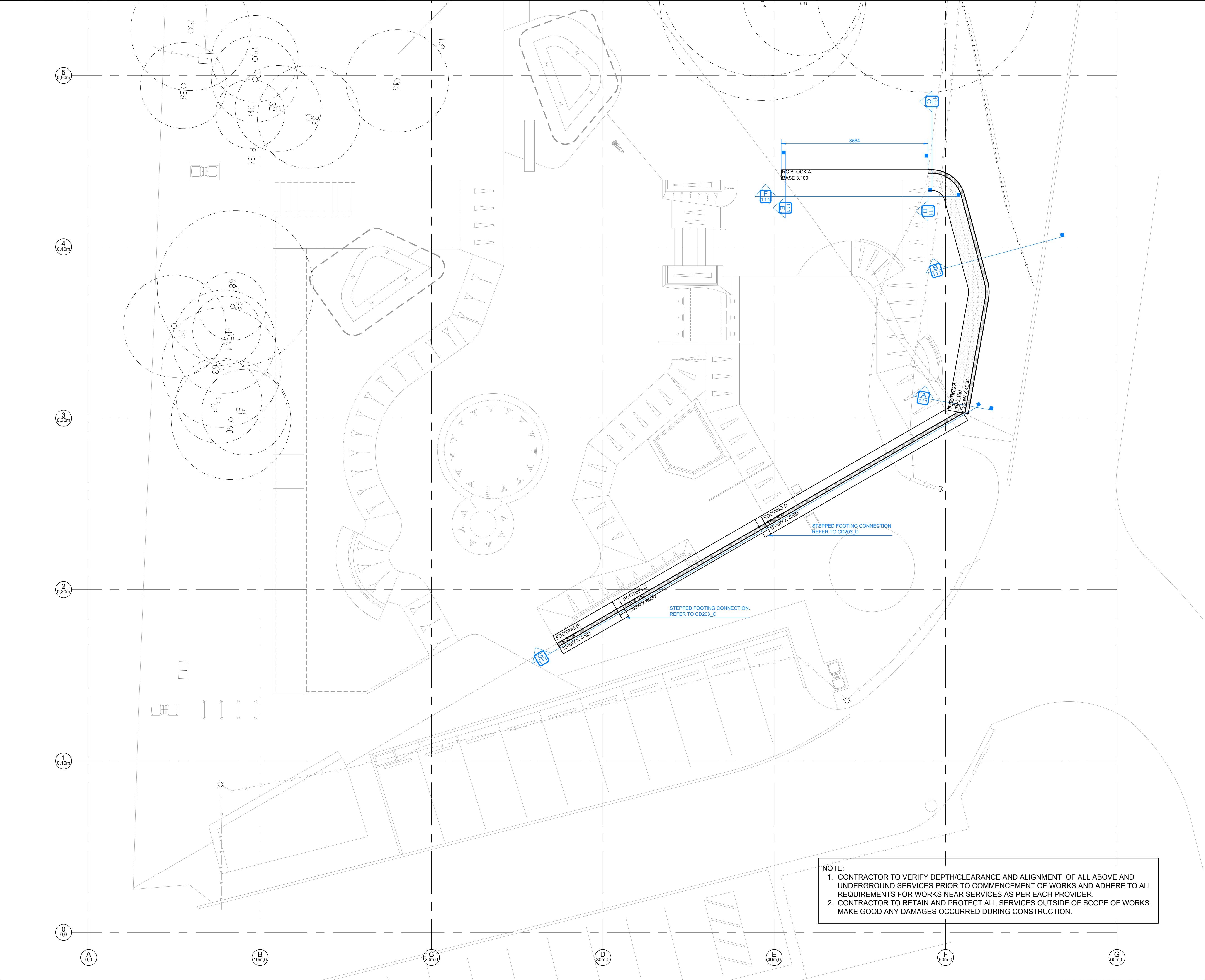
CONSULTANTS:

STRUCTURAL ENGINEER MATRIX ENGINEERING GROUP P/L 24/37 Kellor Park Drive Kellor Park, Victoria 3042 Tel : +613 9331 7522 www.matrixgroup.net.au	LIGHTING & ELECTRICAL: WEBB AUSTRALIA GROUP Level 6, 128 Exhibition St Melbourne VIC 3000 Tel : +613 9652 0333 www.webbaustralia.com.au
--	--

NOTES / LEGEND:

SECTION NOTES:

- ALL SECTIONS TO BE READ IN CONJUNCTION WITH DIMENSION PLAN, DETAILS, ENGINEERING DETAILS AND LEVELS PLANS AS APPROPRIATE. DESIGNER (ENLOCUS PTY LTD) TO BE CONTACTED WITH ANY DISCREPANCIES OR REQUIRED CLARITY FOR APPROVAL IN WRITING PRIOR TO WORKS COMMENCING/CONTINUING.
- CLASS 1 FINISH TO ALL VERTICAL SURFACES. STEEL TROWEL FINISH TO PLATFORMS, FLAT BANKS, TRANSITIONS ETC. REFER TO SPECIFICATIONS FOR FURTHER INFORMATION.
- CONCRETE 32MPa THROUGHOUT. LIMIT MOISTURE CONTENT. SAW CUT ALL SLABS MIN 24 - MAX 48 HRS AFTER POUR. SAW CUTS TO BE ACCURATE, STRAIGHT AND TRUE.
- ENSURE ADEQUATE VIBRATION OF CONCRETE IS ACHIEVED. REFER TO SPECIFICATIONS FOR FURTHER INFORMATION.
- SUMP OF CONCRETE 90MM -100MM. REFER TO SPECIFICATIONS FOR FURTHER INFORMATION.
- ALL HANDRAILS, RAILS & STEEL LEDGES IN SKATEPARK TO BE CHECK MEASURED ON SITE PRIOR TO FABRICATION (AFTER CAST IN PLATE INSTALLATION). ANY DISCREPANCIES OR LACK OF CLARITY SHALL BE INDICATED BY CONTRACTOR TO DESIGNER (ENLOCUS PTY LTD) FOR CLARIFICATION IN WRITING PRIOR TO WORKS COMMENCING/CONTINUING.
- REFER TO ENGINEERING DETAILS FOR FURTHER INFORMATION.



-WARNING -
CONTRACTOR TO VERIFY LOCATION; DEPTH/CLEARANCE AND ALIGNMENT OF OVERHEAD AND UNDERGROUND SERVICES. CONTRACTOR TO ACQUIRE CURRENT AND RELEVANT DIAL BEFORE YOU DIG/ONE CALL SERVICES DRAWINGS AND ADHERE TO ALL REQUIREMENTS FOR WORKS NEAR SERVICES INCLUDING CLEARANCES, EASEMENTS AND INFORMING SERVICE AUTHORITIES PRIOR TO COMMENCEMENT OF WORKS. THE LOCATIONS OF UNDERGROUND SERVICES INDICATED IN THIS SET OF DRAWINGS ARE INDICATIVE ONLY. PIT LOCATIONS HAVE BEEN SURVEYED BY A LICENSED SURVEYOR.

-SITE DIMENSIONS -
CONTRACTOR TO SATISFY THEMSELVES OF SITE CONDITIONS, CHANGES IN LEVEL AND DIMENSIONS PRIOR TO FABRICATION OF SITE SPECIFIC ITEMS OR PRIOR TO ORDERING/PURCHASING MATERIALS. WHERE DISCREPANCIES EXIST BETWEEN DRAWINGS AND SITE CONDITIONS CONTRACTOR TO NOTIFY SUPERINTENDENT PRIOR TO COMMENCEMENT OF WORKS.

-COPYRIGHT AND INTELLECTUAL PROPERTY RIGHTS -
ENLOCUS RETAINS THE INTELLECTUAL PROPERTY RIGHT IN RELATION TO THE CONTRACT MATERIAL. THE DESIGN AS REPRESENTED BY THE DRAWING SET AND ALL DETAILS, INGENUITY AND INNOVATION REMAIN THE PROPERTY OF ENLOCUS. REFER TO CONTRACT FOR IRREVOCABLE LICENSE GRANTED TO THE CLIENT AND COPYRIGHT ARRANGEMENT. © ENLOCUS 2019

DRAWING STATUS:

FOR
COMMENT

REVISION STATUS:

05	For Comment	18.01.22
04	For Construction	27.08.21
03	For Construction	04.08.21
02B	For Review	25.06.21
02A	For Review	24.06.21

LANDSCAPE ARCHITECT CONSULTANT:

enlocus

ENLOCUS
Level 1, 151 St Georges Rd,
Fitzroy North, Victoria 3066
T : 03 9482 2202
W : www.enlocus.com

CONSULTANTS:

STRUCTURAL ENGINEER MATRIX ENGINEERING GROUP P/L 24/37 Kellor Park Drive Kellor Park, Victoria 3042 Tel : +613 9331 7522 www.matrixgroup.net.au	LIGHTING & ELECTRICAL: WEBB AUSTRALIA GROUP Level 6, 128 Exhibition St Melbourne VIC 3000 Tel : +613 9652 0333 www.webbaustralia.com.au
---	---

NOTES / LEGEND:

- NOTE:
- CONTRACTOR TO VERIFY DEPTH/CLEARANCE AND ALIGNMENT OF ALL ABOVE AND UNDERGROUND SERVICES PRIOR TO COMMENCEMENT OF WORKS AND ADHERE TO ALL REQUIREMENTS FOR WORKS NEAR SERVICES AS PER EACH PROVIDER.
 - CONTRACTOR TO RETAIN AND PROTECT ALL SERVICES OUTSIDE OF SCOPE OF WORKS. MAKE GOOD ANY DAMAGES OCCURRED DURING CONSTRUCTION.

CLIENT NAME:

INNER WEST COUNCIL
7-15 Wetherill Street, Leichhardt
NSW 2040

PROJECT NAME:

LEICHHARDT PARK SKATE PARK
70 Mary Street,
Lilyfield NSW 2040

DRAWING TITLE:

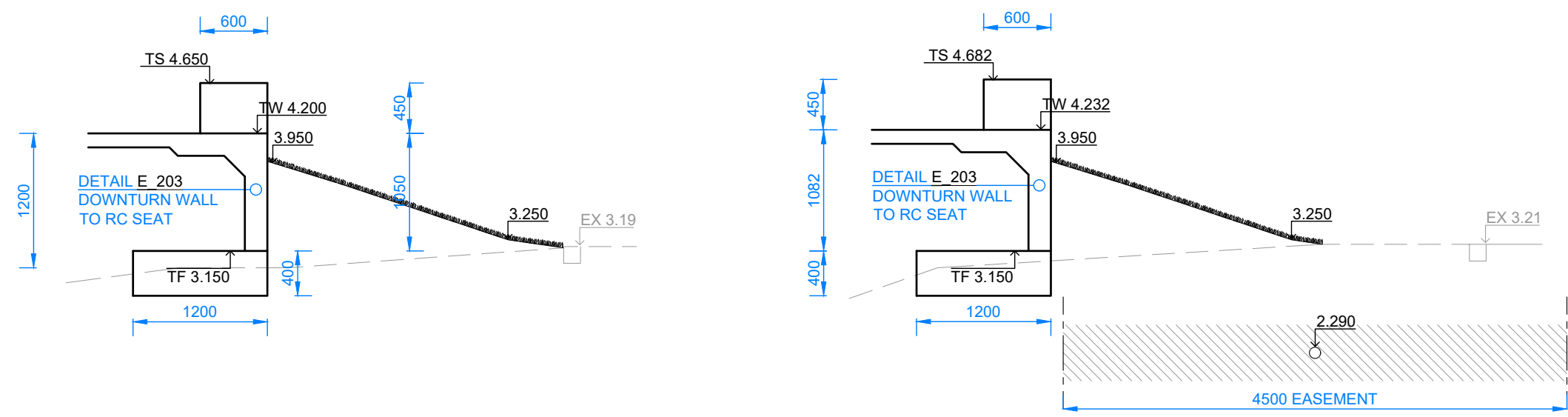
Retaining Wall Plan

SCALE: 1:100 DATE OF ISSUE: 17.02.2022
FORMAT / SIZE: A1 REFERENCE NO: 1821
DESIGN REVIEW: ND APPROVAL: JM

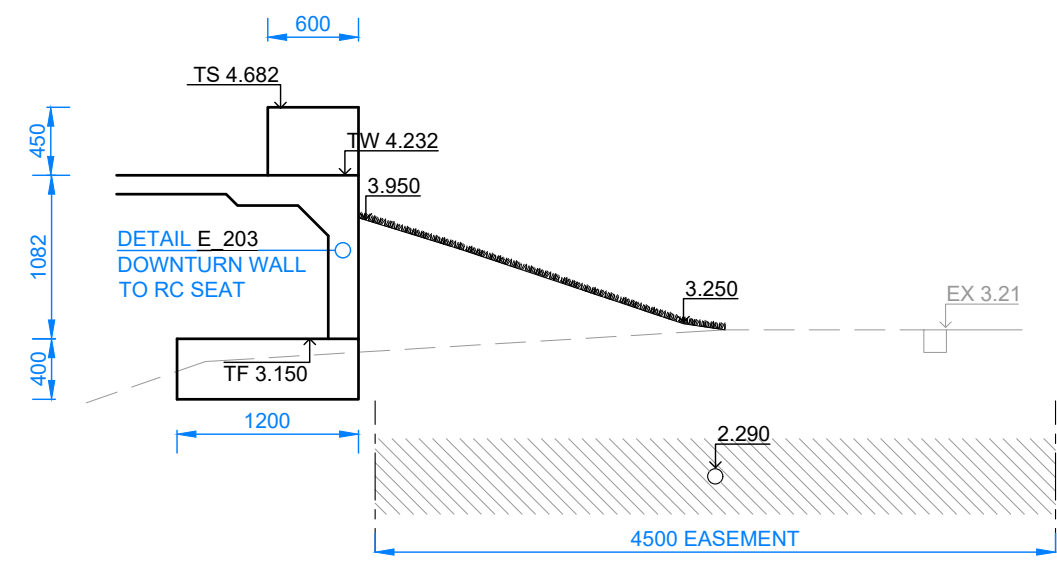
DRAWING NUMBER: REVISION:

1821_CD 110

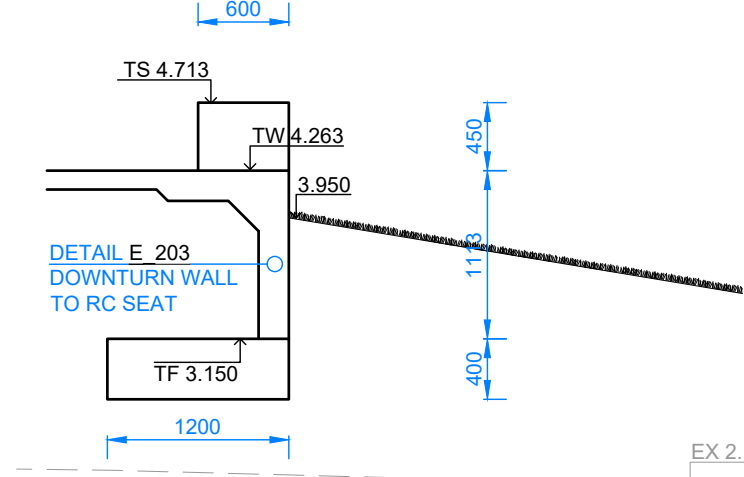
05



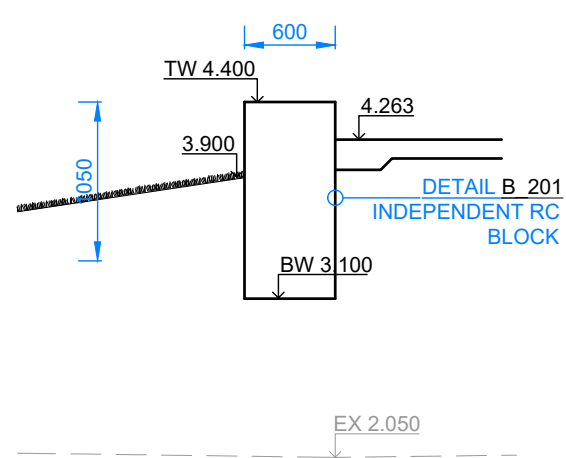
A RC SEATING DOWNTURN WALL - SECTION 01
SCALE 1:50



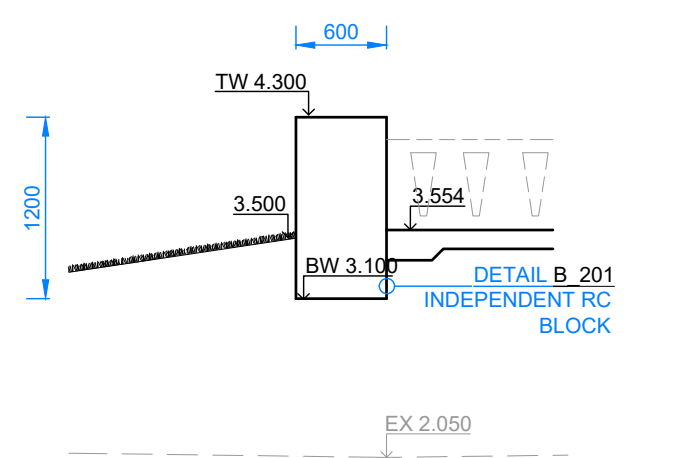
B RC SEATING DOWNTURN WALL - SECTION 02
SCALE 1:50



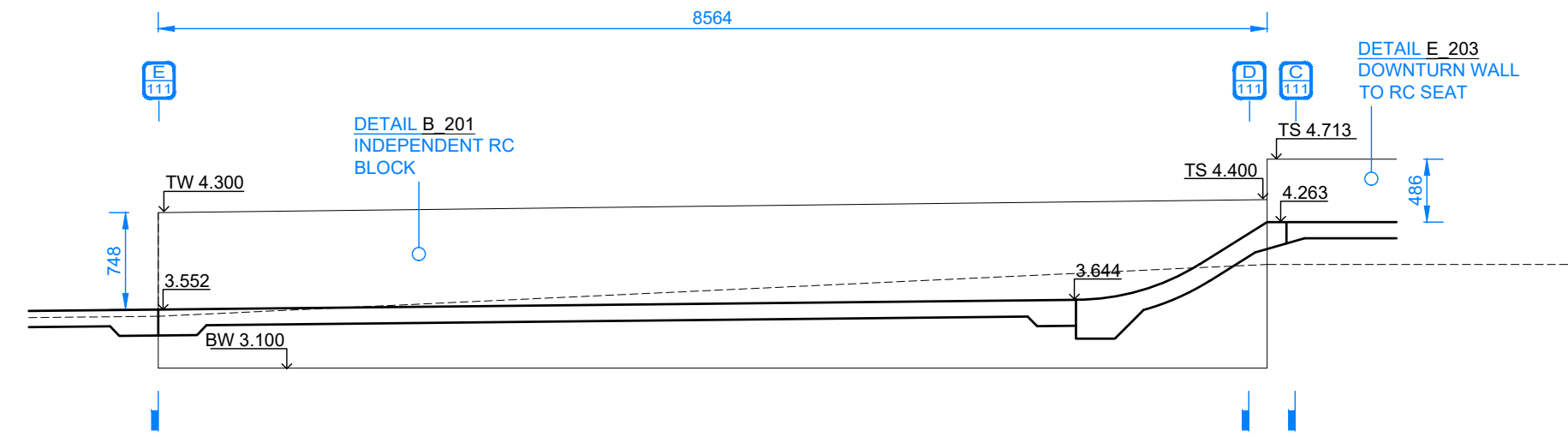
C RC SEATING DOWNTURN WALL - SECTION 03
SCALE 1:50



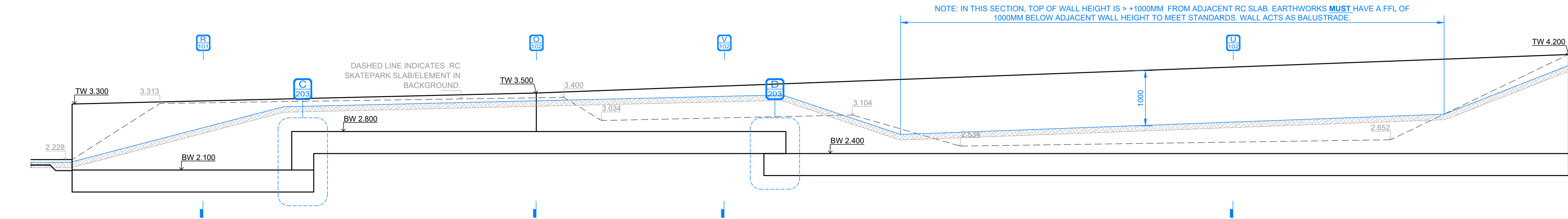
D RC BLOCK WALL - SECTION 01
SCALE 1:50



E RC BLOCK - SECTION 02
SCALE 1:50



F RC BLOCK WALL - ELEVATION
SCALE 1:50



F RC NOISE ABATEMENT WALL - ELEVATION
SCALE 1:50

-WARNING -
CONTRACTOR TO VERIFY LOCATION; DEPTH/CLEARANCE AND ALIGNMENT OF OVERHEAD AND UNDERGROUND SERVICES. CONTRACTOR TO ACQUIRE CURRENT AND RELEVANT 'DIAL BEFORE YOU DIG' ONE CALL' SERVICES DRAWINGS AND ADHERE TO ALL REQUIREMENTS FOR WORKS NEAR SERVICES INCLUDING CLEARANCES, EASEMENTS AND INFORMING SERVICE AUTHORITIES PRIOR TO COMMENCEMENT OF WORKS. THE LOCATIONS OF UNDERGROUND SERVICES INDICATED IN THIS SET OF DRAWINGS ARE INDICATIVE ONLY. PIT LOCATIONS HAVE BEEN SURVEYED BY A LICENSED SURVEYOR.

-SITE DIMENSIONS -
CONTRACTOR TO SATISFY THEMSELVES OF SITE CONDITIONS, CHANGES IN LEVEL AND DIMENSIONS PRIOR TO FABRICATION OF SITE SPECIFIC ITEMS OR PRIOR TO ORDERING/PURCHASING MATERIALS. WHERE DISCREPANCIES EXIST BETWEEN DRAWINGS AND SITE CONDITIONS CONTRACTOR TO NOTIFY SUPERINTENDENT PRIOR TO COMMENCEMENT OF WORKS.

-COPYRIGHT AND INTELLECTUAL PROPERTY RIGHTS -
ENLOCUS RETAINS THE INTELLECTUAL PROPERTY RIGHT IN RELATION TO THE CONTRACT MATERIAL. THE DESIGN AS REPRESENTED BY THE DRAWING SET AND ALL DETAILS, INGENUITY AND INNOVATION REMAIN THE PROPERTY OF ENLOCUS. REFER TO CONTRACT FOR IRREVOCABLE LICENSE GRANTED TO THE CLIENT AND COPYRIGHT ARRANGEMENT. © ENLOCUS 2019

DRAWING STATUS:

FOR COMMENT

REVISION STATUS:

05	For Comment	18.01.22
04	For Construction	27.08.21
03	For Construction	04.08.21
02B	For Review	25.06.21
02A	For Review	24.06.21

LANDSCAPE ARCHITECT CONSULTANT:

enlocus
ENLOCUS
Level 1, 151 St Georges Rd,
Fitzroy North, Victoria 3066
T : 03 9482 2202
W : www.enlocus.com

CONSULTANTS:

STRUCTURAL ENGINEER MATRIX ENGINEERING GROUP P/L 24/37 Kellor Park Drive Kellor Park, Victoria 3042 Tel : +613 9331 7522 www.matrixgroup.net.au	LIGHTING & ELECTRICAL: WEBB AUSTRALIA GROUP Level 6, 128 Exhibition St Melbourne VIC 3000 Tel : +613 9652 0333 www.webbaustralia.com.au
---	---

NOTES / LEGEND:

SECTION NOTES:

- ALL SECTIONS TO BE READ IN CONJUNCTION WITH DIMENSION PLAN, DETAILS, ENGINEERING DETAILS AND LEVELS PLANS AS APPROPRIATE. DESIGNER (ENLOCUS PTY LTD) TO BE CONTACTED WITH ANY DISCREPANCIES OR REQUIRED CLARITY FOR APPROVAL IN WRITING PRIOR TO WORKS COMMENCING/CONTINUING.
- CLASS 1 FINISH TO ALL VERTICAL SURFACES. STEEL TROWEL FINISH TO PLATFORMS, FLAT BANKS, TRANSITIONS ETC. REFER TO SPECIFICATIONS FOR FURTHER INFORMATION.
- CONCRETE 32MPa THROUGHOUT. LIMIT MOISTURE CONTENT. SAW CUT ALL SLABS MIN 24 - MAX 48 HRS AFTER POUR. SAW CUTS TO BE ACCURATE, STRAIGHT AND TRUE.
- ENSURE ADEQUATE VIBRATION OF CONCRETE IS ACHIEVED. REFER TO SPECIFICATIONS FOR FURTHER INFORMATION.
- SUMP OF CONCRETE 90MM -100MM. REFER TO SPECIFICATIONS FOR FURTHER INFORMATION.
- ALL HANDRAILS, RAILS & STEEL LEDGES IN SKATEPARK TO BE CHECK MEASURED ON SITE PRIOR TO FABRICATION (AFTER CAST IN PLATE INSTALLATION). ANY DISCREPANCIES OR LACK OF CLARITY SHALL BE INDICATED BY CONTRACTOR TO DESIGNER (ENLOCUS PTY LTD) FOR CLARIFICATION IN WRITING PRIOR TO WORKS COMMENCING/CONTINUING.
- REFER TO ENGINEERING DETAILS FOR FURTHER INFORMATION.

CLIENT NAME:

INNER WEST COUNCIL
7-15 Wetherill Street, Leichhardt
NSW 2040

PROJECT NAME:

LEICHHARDT PARK SKATE PARK
70 Mary Street,
Lilyfield NSW 2040

DRAWING TITLE:

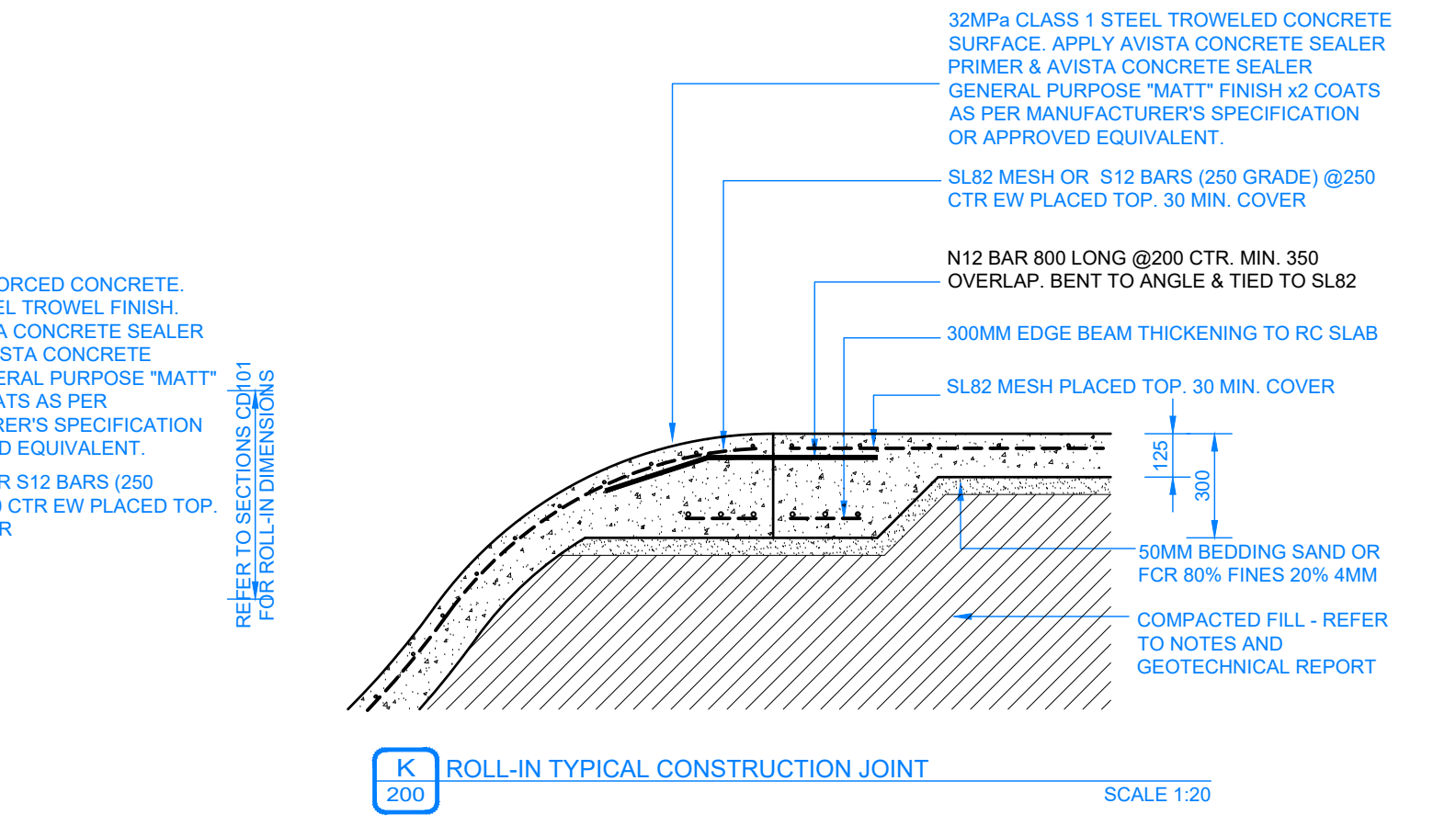
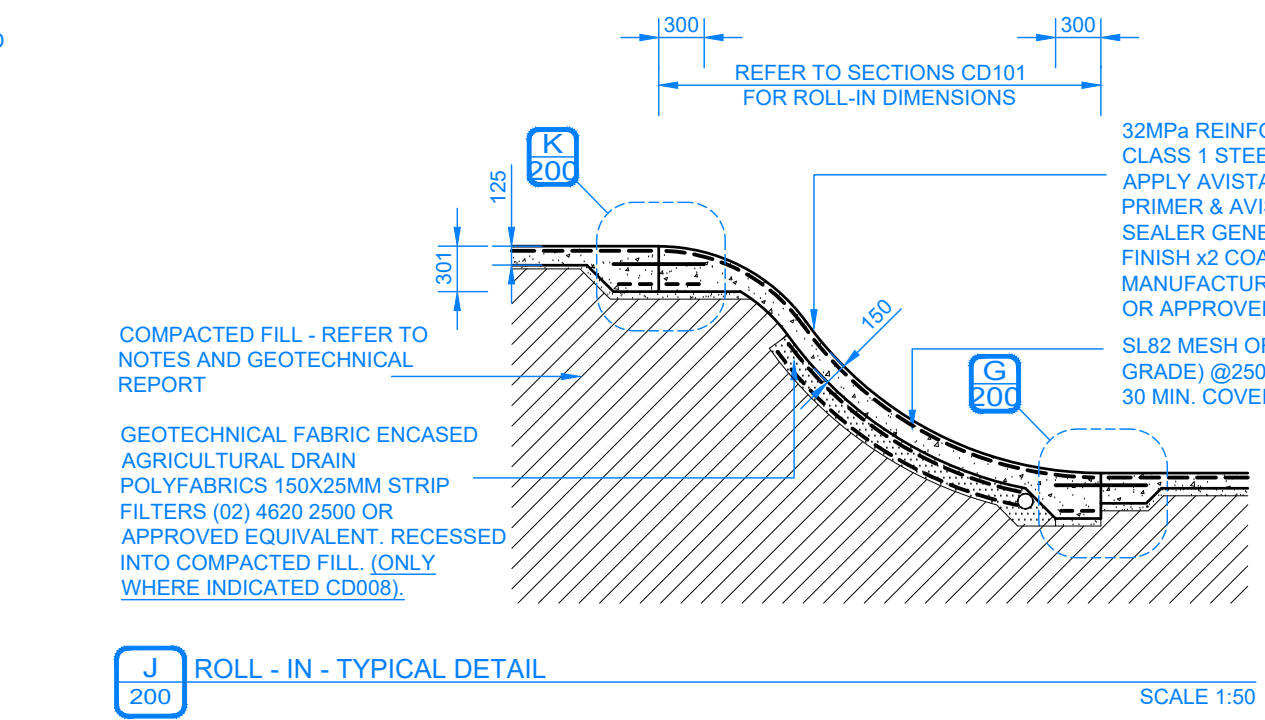
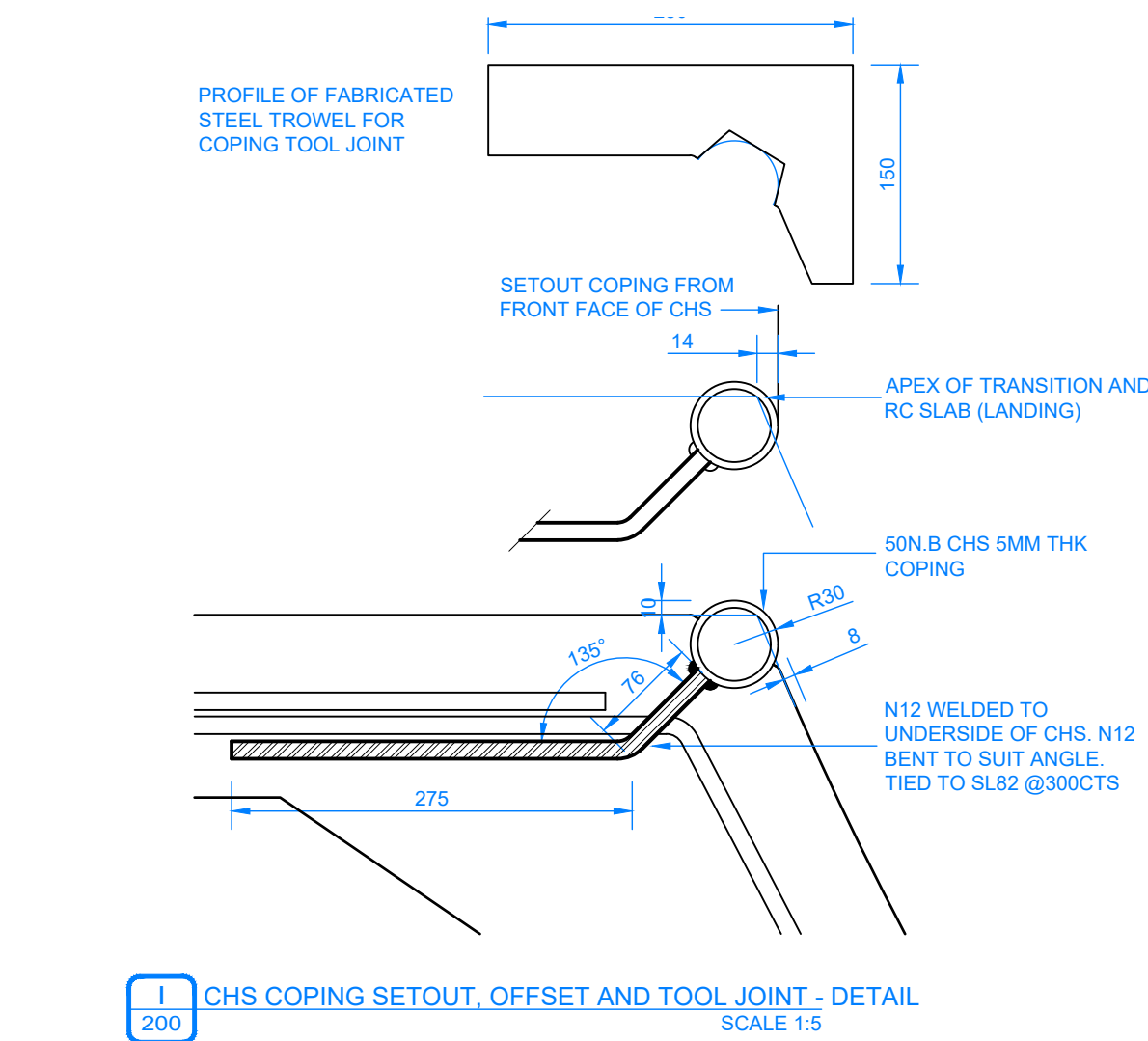
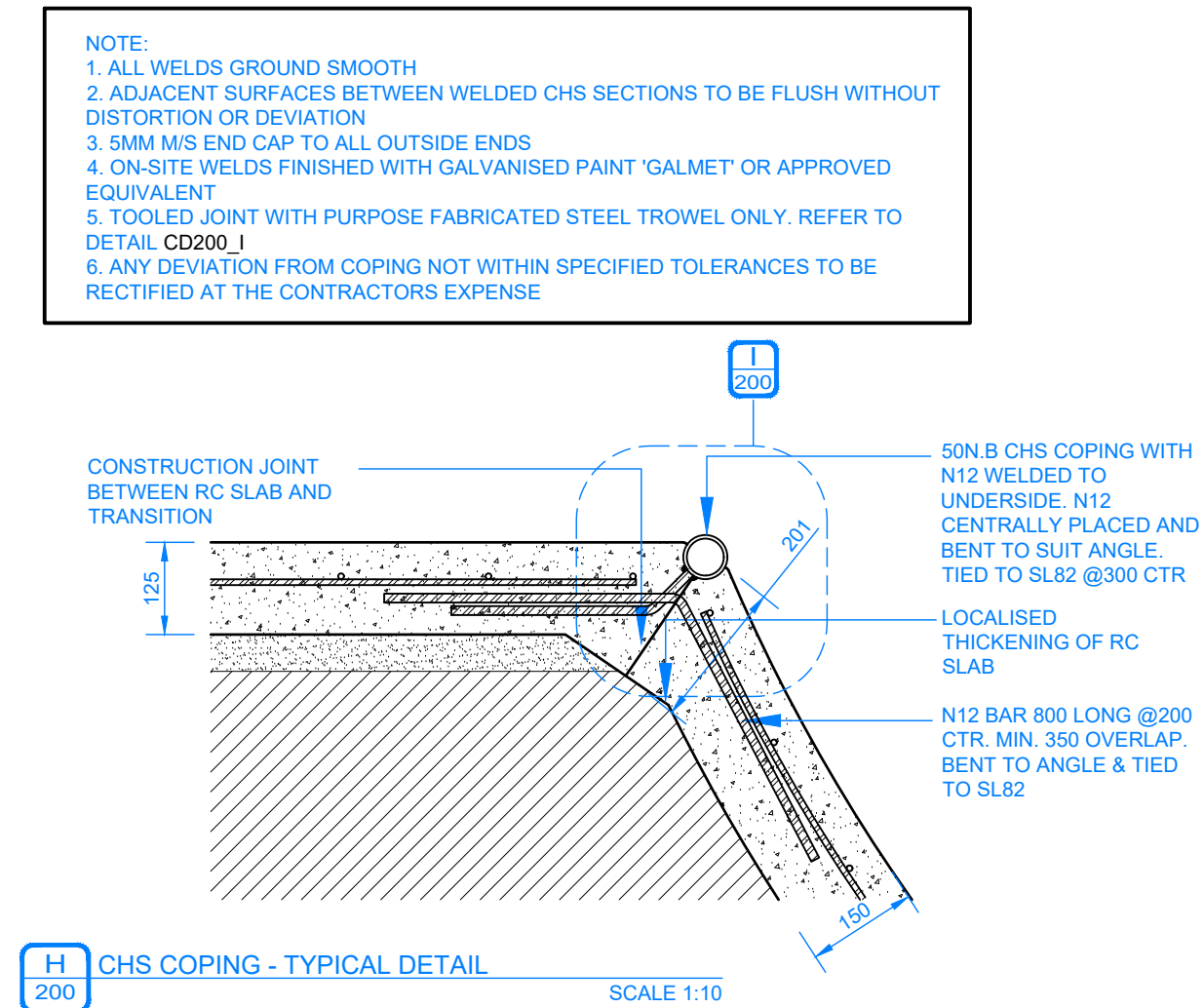
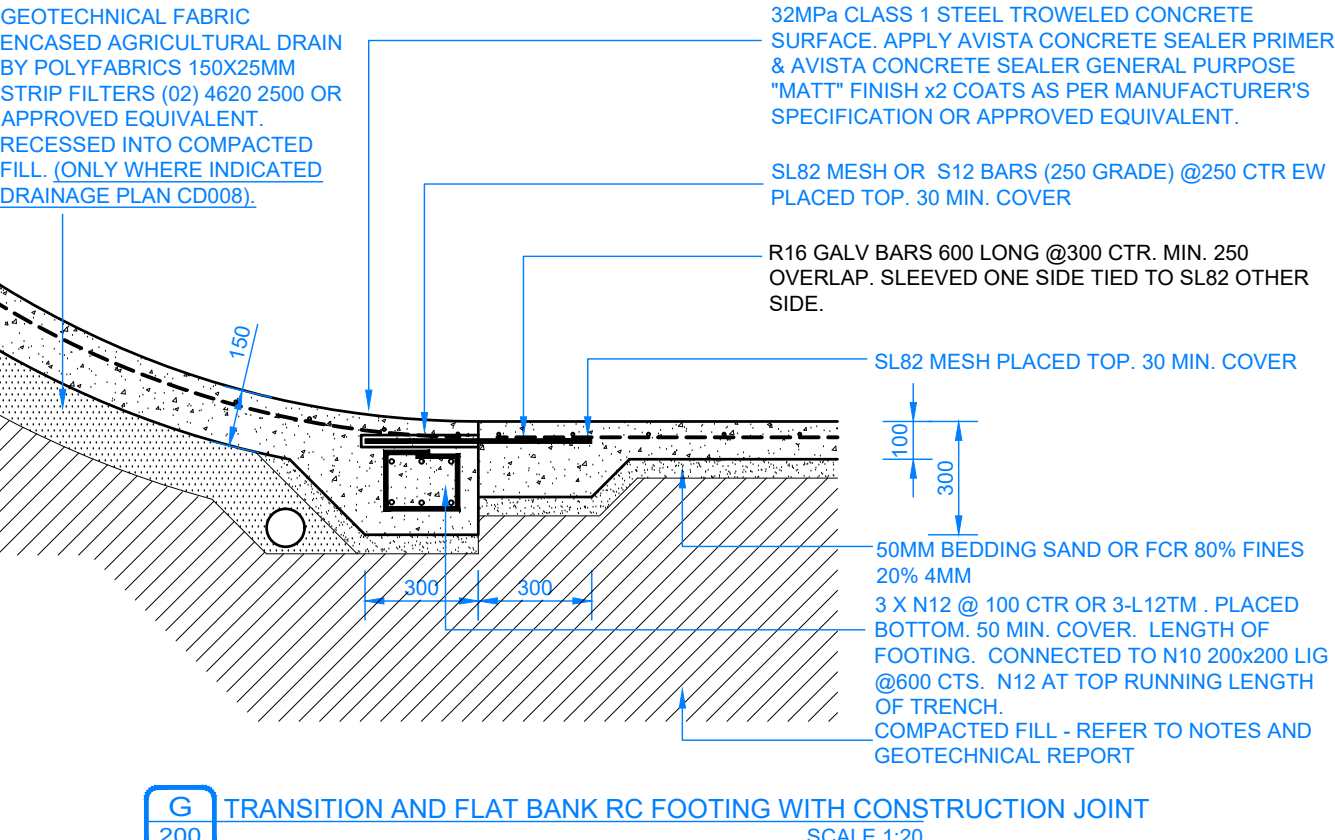
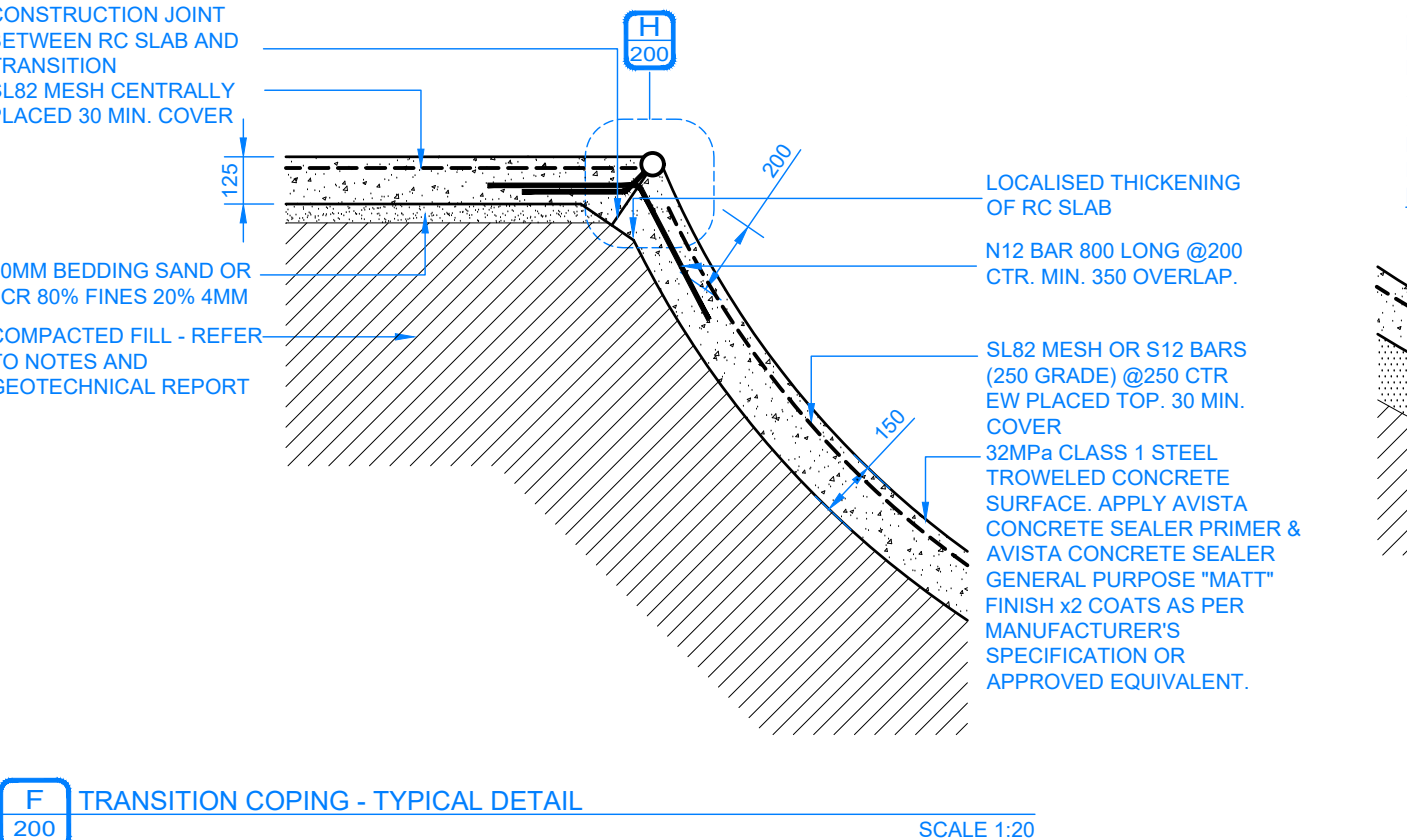
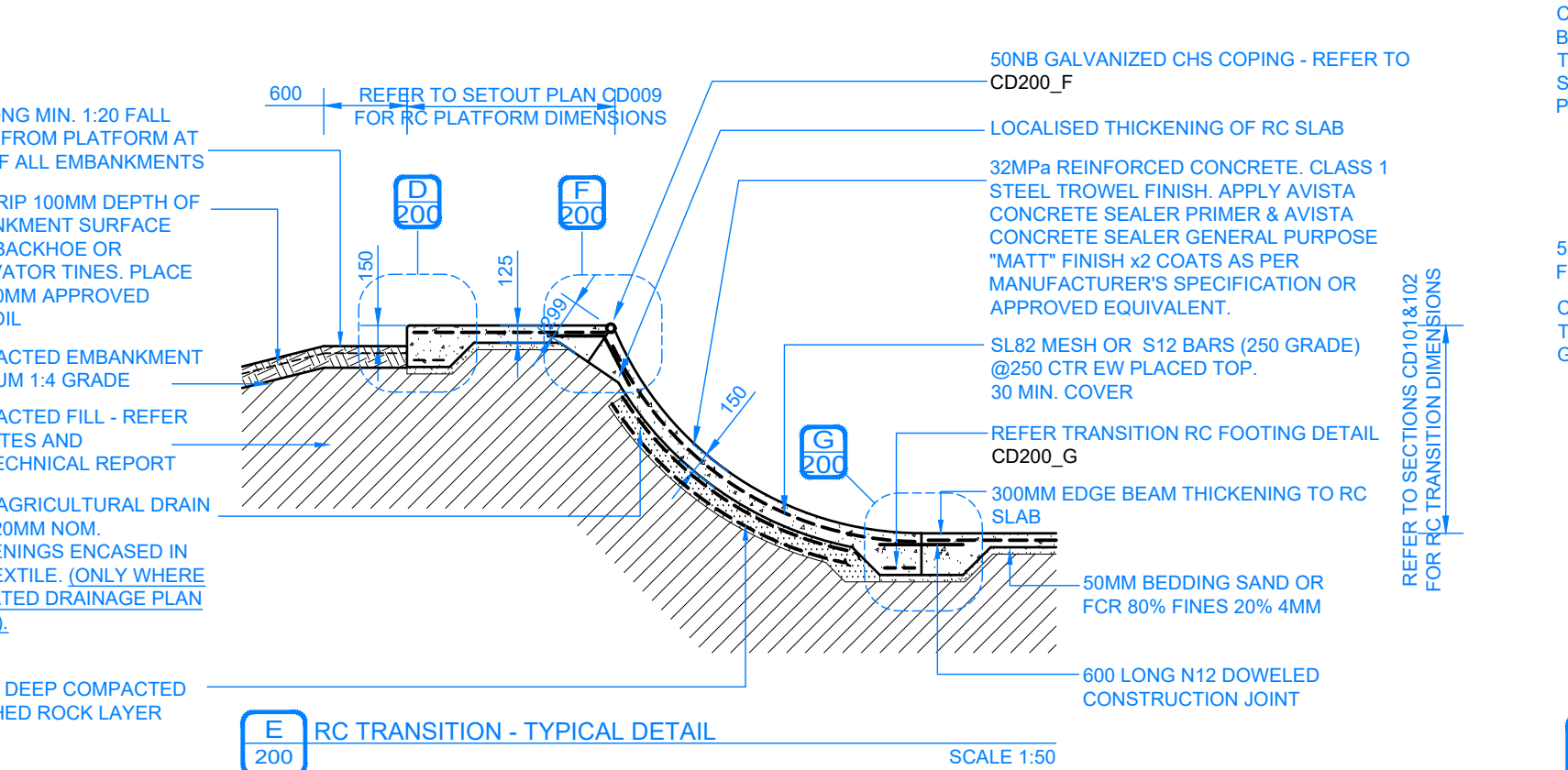
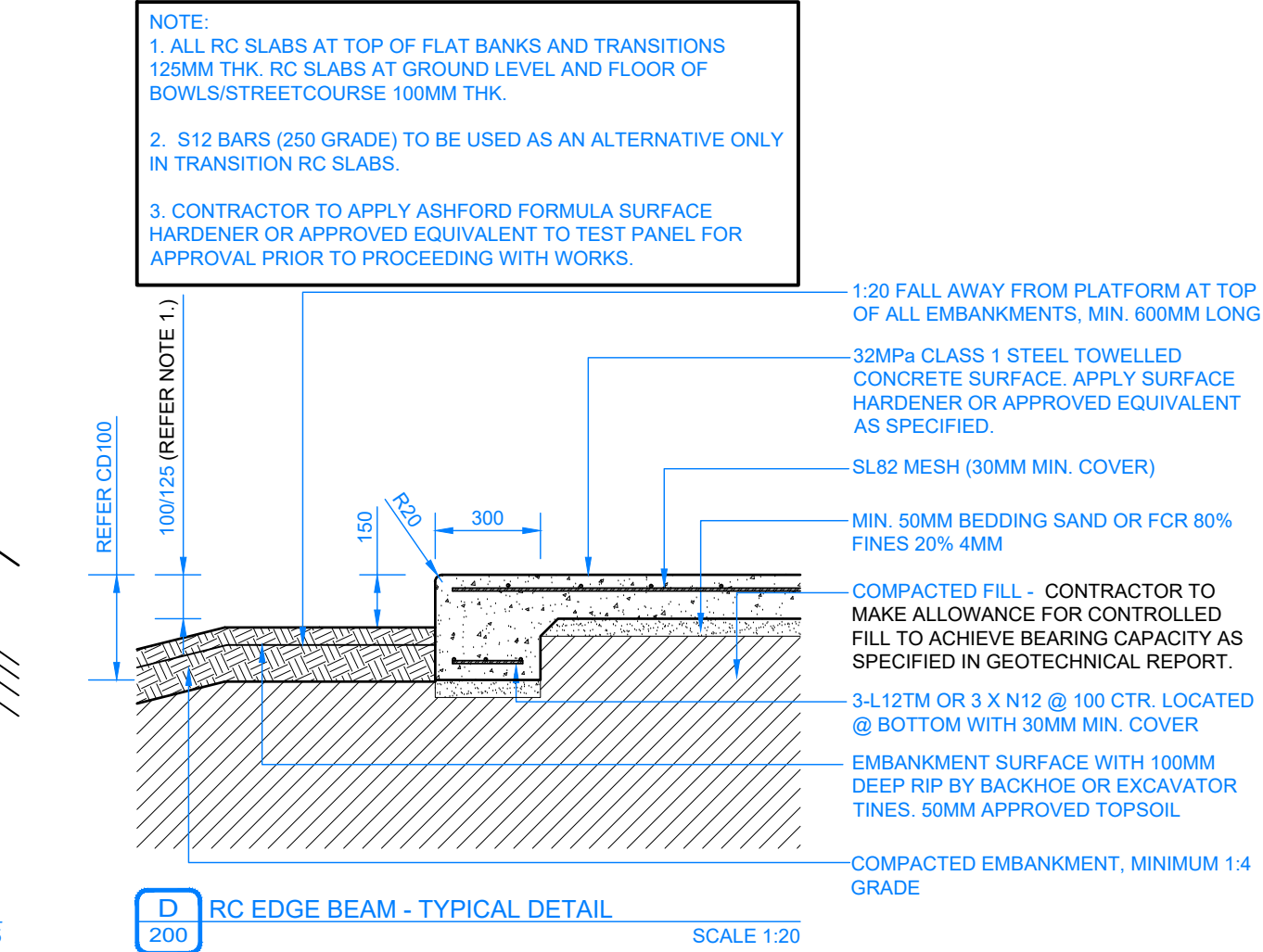
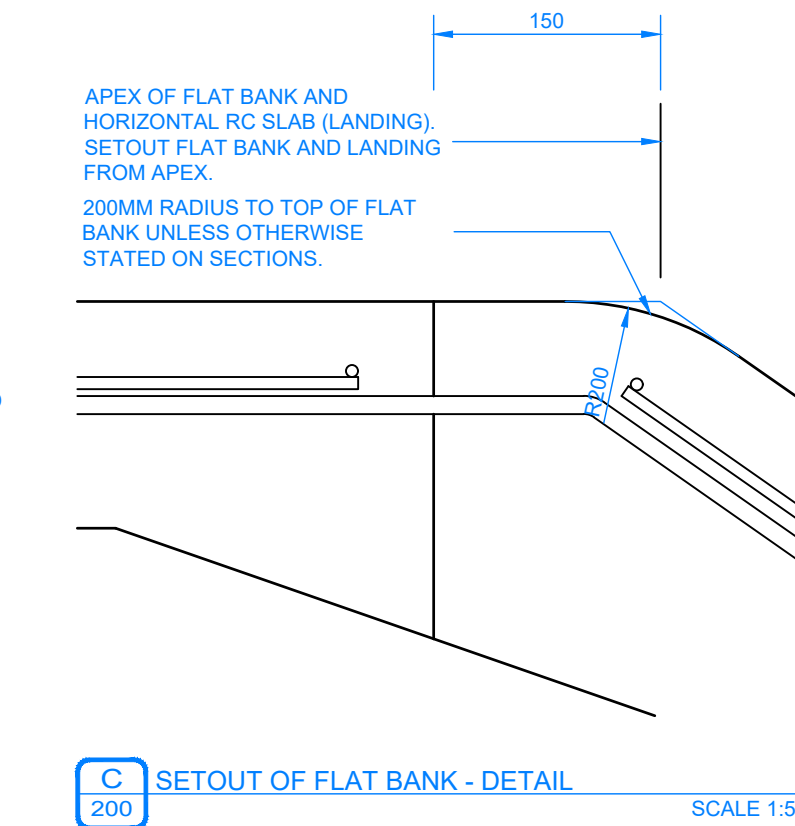
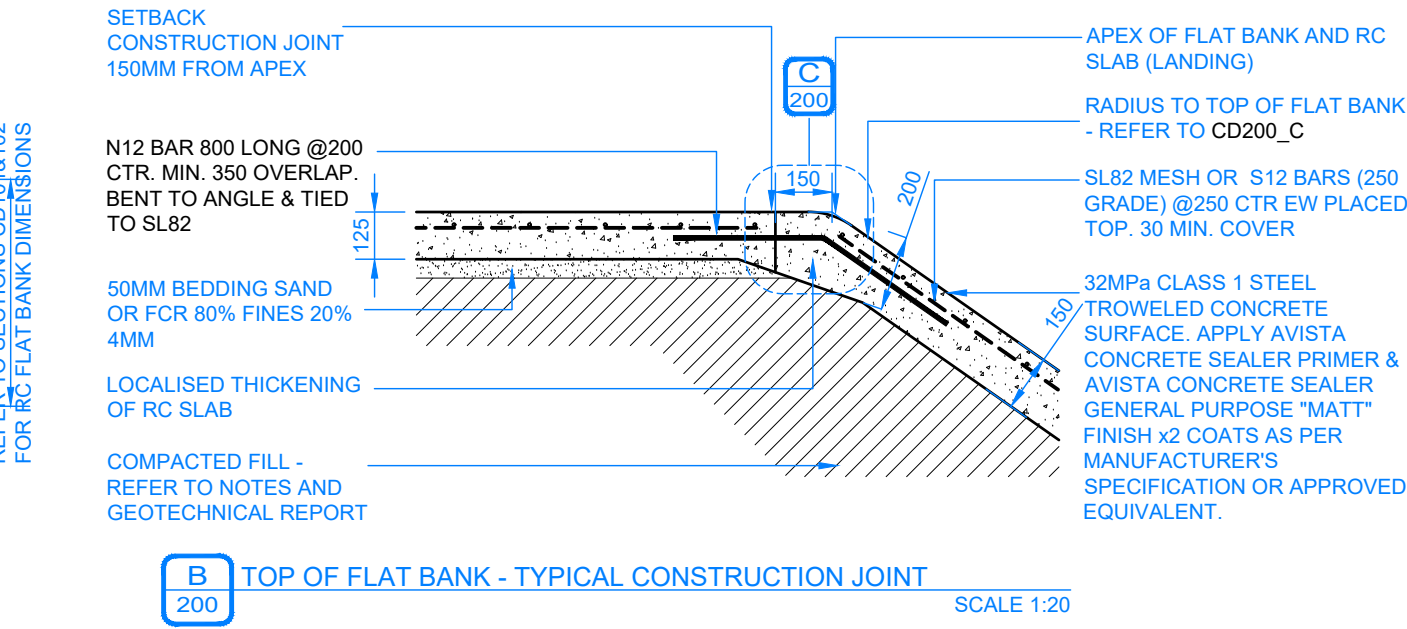
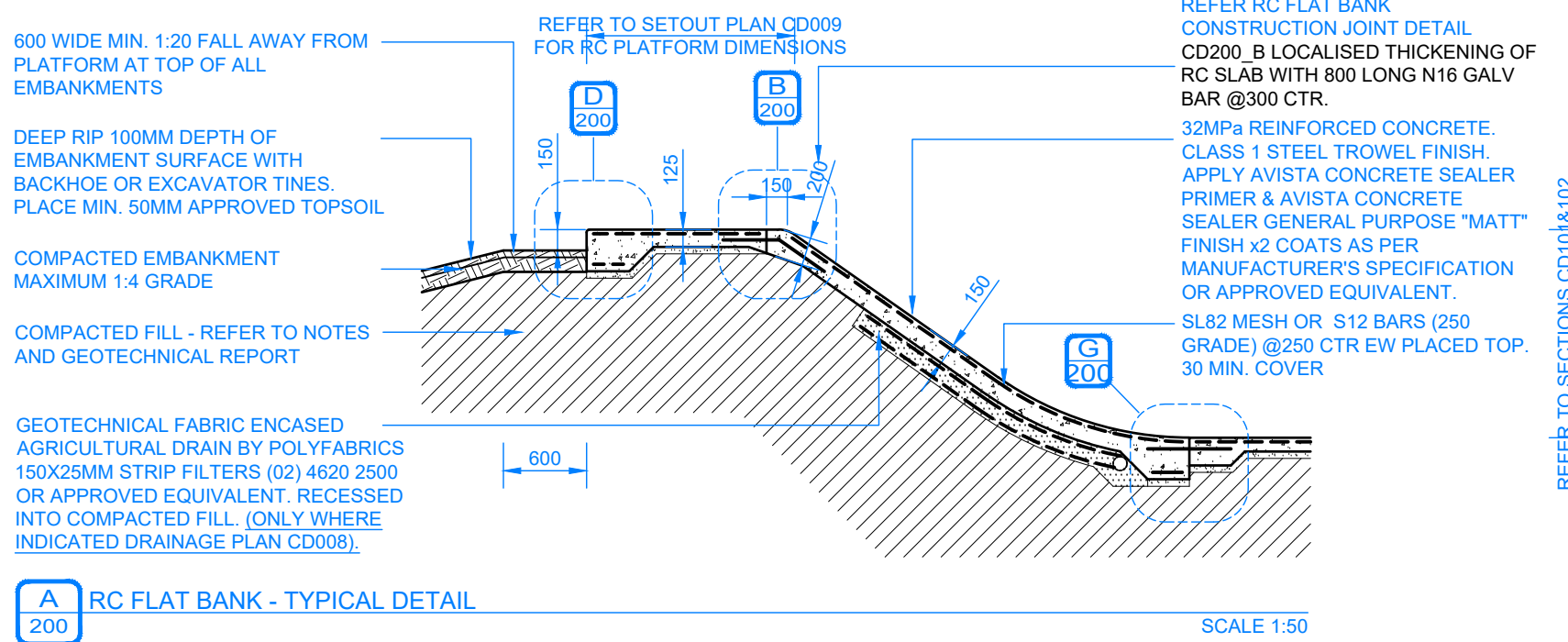
Retaining Wall Sections

SCALE:	1:50	DATE OF ISSUE:	17.02.2022
FORMAT / SIZE:	A1	REFERENCE NO:	1821
DESIGN REVIEW:	ND	APPROVAL:	JM

DRAWING NUMBER: REVISION:

1821_CD 111 05

- NOTE:
- CONTRACTOR TO APPLY AVISTA CONCRETE SEALER PRIMER & AVISTA CONCRETE SEALER GENERAL PURPOSE "MATT" FINISH x2 COATS AS PER MANUFACTURER'S SPECIFICATION OR APPROVED EQUIVALENT TO CONCRETE SURFACE. SAMPLE TEST PANEL REQUIRED. CONTRACTOR TO ADHERE TO HOLD POINT AS SPECIFIED AND TO RECEIVE WRITTEN APPROVAL OF TEST PANEL - ENGINEERING, FINISHES AND TOLERANCE - PRIOR TO PROCEEDING WITH WORKS.
 - ANY VARIATION IN COLOUR, WORKS NOT CONSTRUCTED AS DOCUMENTED, PUDDLING, FAULTS, AND DEVIATION OF +/-4MM OVER 2.0M FOR TRANSITION AND ADJACENT RC SLABS ETC TO BE RECTIFIED AT THE CONTRACTORS EXPENSE.
 - ALL RC SLABS AT TOP OF FLAT BANKS AND TRANSITIONS 125MM THK. RC SLABS AT GROUND LEVEL AND FLOOR OF BOWLS/STREET/COURSE 100MM THK.
 - S12 BARS (250 GRADE) TO BE USED AS AN ALTERNATIVE ONLY IN TRANSITIONS.
 - HORIZONTAL SURFACES TO DRAIN AWAY FROM CHS COPING.
 - RC FOOTING AND CONSTRUCTION JOINT APPLIES TO RADIUS AT BOTTOM OF FLAT BANKS AND TRANSITIONS.



WARNING - CONTRACTOR TO VERIFY LOCATION, DEPTH/CLEARANCE AND ALIGNMENT OF OVERHEAD AND UNDERGROUND SERVICES. CONTRACTOR TO ACQUIRE CURRENT AND RELEVANT DIAL BEFORE YOU DIG/ONE CALL SERVICES DRAWINGS AND ADHERE TO ALL REQUIREMENTS FOR WORKS NEAR SERVICES INCLUDING CLEARANCES, EASEMENTS AND INFORMING SERVICE AUTHORITIES PRIOR TO COMMENCEMENT OF WORKS. THE LOCATIONS OF UNDERGROUND SERVICES INDICATED IN THIS SET OF DRAWINGS ARE INDICATIVE ONLY. PIT LOCATIONS HAVE BEEN SURVEYED BY A LICENSED SURVEYOR.

- SITE DIMENSIONS - CONTRACTOR TO SATISFY THEMSELVES OF SITE CONDITIONS. CHANGES IN LEVEL AND DIMENSIONS PRIOR TO FABRICATION OF SITE SPECIFIC ITEMS OR PRIOR TO ORDERING/PURCHASING MATERIALS. WHERE DISCREPANCIES EXIST BETWEEN DRAWINGS AND SITE CONDITIONS CONTRACTOR TO NOTIFY SUPERINTENDENT PRIOR TO COMMENCEMENT OF WORKS.

- COPYRIGHT AND INTELLECTUAL PROPERTY RIGHTS - ENLOCUS RETAINS THE INTELLECTUAL PROPERTY RIGHT IN RELATION TO THE CONTRACT MATERIAL. THE DESIGN AS REPRESENTED BY THE DRAWING SET AND ALL DETAILS, INGENUITY AND INNOVATION REMAIN THE PROPERTY OF ENLOCUS. REFER TO CONTRACT FOR IRREVOCABLE LICENSE GRANTED TO THE CLIENT AND COPYRIGHT ARRANGEMENT. © ENLOCUS 2019

DRAWING STATUS:

FOR COMMENT

REVISION STATUS:

05	For Comment	18.01.22
04	For Construction	27.08.21
03	For Construction	04.08.21
02B	For Review	25.06.21
02A	For Review	24.06.21

LANDSCAPE ARCHITECT CONSULTANT:

enlocus

ENLOCUS
Level 1, 151 St Georges Rd,
Fitzroy North, Victoria 3066
T : 03 9482 2202
W : www.enlocus.com

CONSULTANTS:

STRUCTURAL ENGINEER	LIGHTING & ELECTRICAL:
MATRIX ENGINEERING GROUP P/L 24/37 Kellor Park Drive Kellor Park, Victoria 3042 Tel : +613 9331 7522 www.matrixgroup.net.au	WEBB AUSTRALIA GROUP Level 6, 128 Exhibition St Melbourne VIC 3000 Tel : +613 9652 0333 www.webbaustalia.com.au

NOTES / LEGEND:

ENGINEERING NOTES:

- CONCRETE:
- CONCRETE STRENGTH N32 MPA.
 - CONCRETE THICKNESS 150MM SLOPES, 100MM PLATFORMS AND FLAT BOTTOM, UNDO.
 - CONSTRUCTION JOINTS SHALL BE AT CONSTRUCTED MAXIMUM 6.0M OR AS PER DETAIL.
 - SAW CUTS TO BE SAWN AS SHOWN ON PLANS. SAW CUT DEPTH TO BE 30MM DEEP. CHECK REINFORCEMENT DETAIL FOR SAW CUT JOINT DETAILS.
 - FOR CURING, COVER FOR SEVEN DAYS WITH PLASTIC, OR BY LIQUID MEMBRANE, TO THE APPROPRIATE AUSTRALIAN STANDARD. APPLY WITHIN 1 HOUR OF CONCRETE FINISHING.
 - FINISH TO BE CLASS 1 METAL TROWEL TO ALL VERTICAL SURFACES. STEEL TROWEL FINISH TO PLATFORMS, FLAT BANKS, TRANSITIONS, ETC.
 - REFER TO A.S.3600 - CONCRETE STRUCTURES AND A.S.2870-2011 - RESIDENTIAL SLABS AND FOOTINGS.

- REINFORCEMENT:
- AS SHOWN.
 - TRIMMERS - 2 OF N12x2000 LONG TO ALL INTERNAL CORNERS.
 - BASE SLAB - SL82 MESH OR S12 (250 GRADE) @ 250 CRS EW.
 - VERTICAL WALLS - REFER TO RC WALL - REINFORCEMENT SCHEDULE CD201.
 - BLOCKS - AS SHOWN.
 - GRIND RAILS - SHALL BE 75X75XMM 'DURALGAL' RHS (UNLESS OTHERWISE STATED ON PLANS). ENDS MITRED AND ALL WELDS GROUND SMOOTH AND COLD GALVANISED. ALL COLD GALVANISED AREAS TO HAVE 'GALMET' DURALGAL SILVER PAINT APPLIED. APPLICATION TO BE NEAT AND CONSISTENT.
- EARTHWORKS:
- STABLE CLEAN FILL COMPACTED TO 98 % (MMD0) PLACED AND COMPACTED IN 200MM LAYERS.
 - REFER TO SOIL REPORT FOR FURTHER DETAILS.
 - ALL SUBGROUND PREPARATION WORKS UNDER ALL CONCRETE PAVEMENTS AREAS AND LOW PROFILE RETAINING WALLS ARE TO BE PROTECTED, ROLLED AND COMPACTED AS PER RECOMMENDATIONS SET OUT IN THE GEOTECHNICAL REPORT SUPPLIED BY CIVIL TEST PTY LTD - REPORT NO. 1100844-1.
 - ALL SOFT SPOTS TO BE EXCAVATED DOWN TO APPROPRIATE DEPTH AND REPLACED WITH COMPACTED FILL TO 98% MMD0 IN 200MM LAYERS.
 - FURTHER GEOTECHNICAL ADVICE MAY BE REQUIRED.

CLIENT NAME:

INNER WEST COUNCIL
7-15 Wetherill Street, Leichhardt
NSW 2040

PROJECT NAME:

LEICHHARDT PARK SKATE PARK
70 Mary Street,
Lilyfield NSW 2040

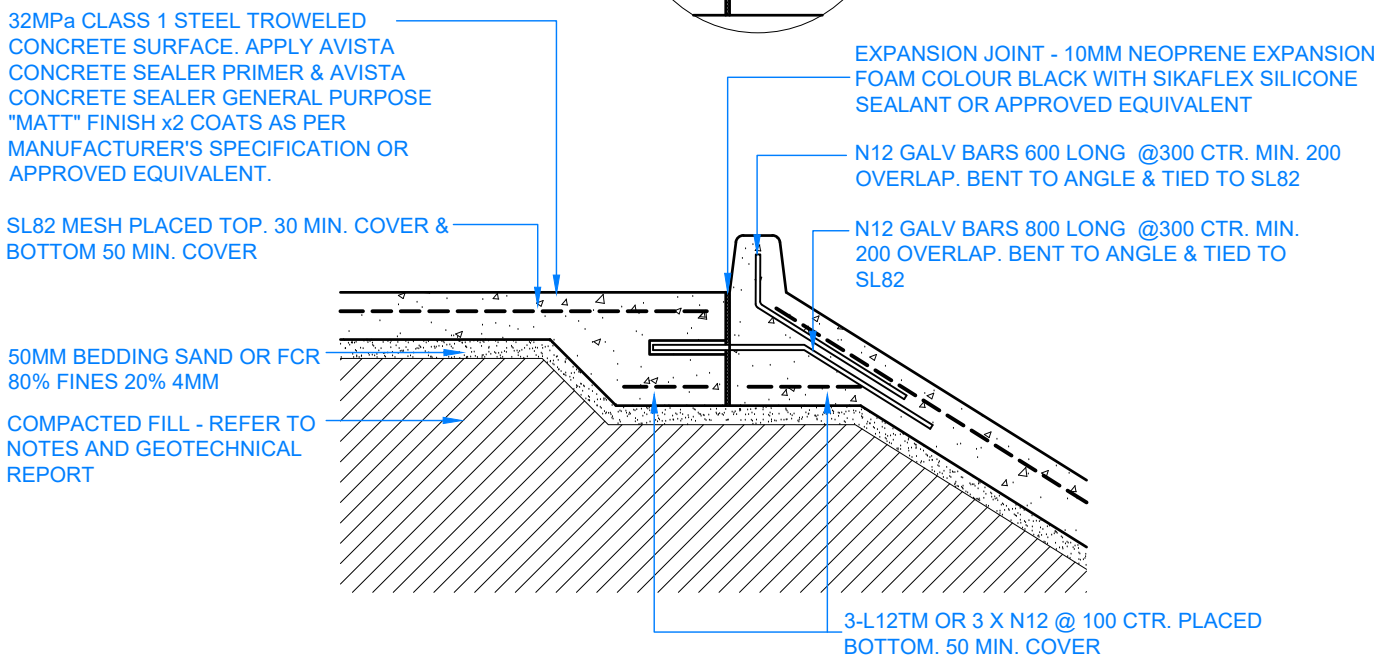
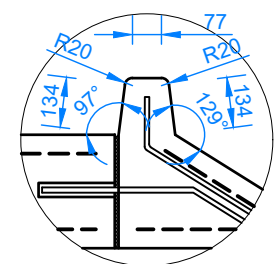
DRAWING TITLE:

Engineering Details 01

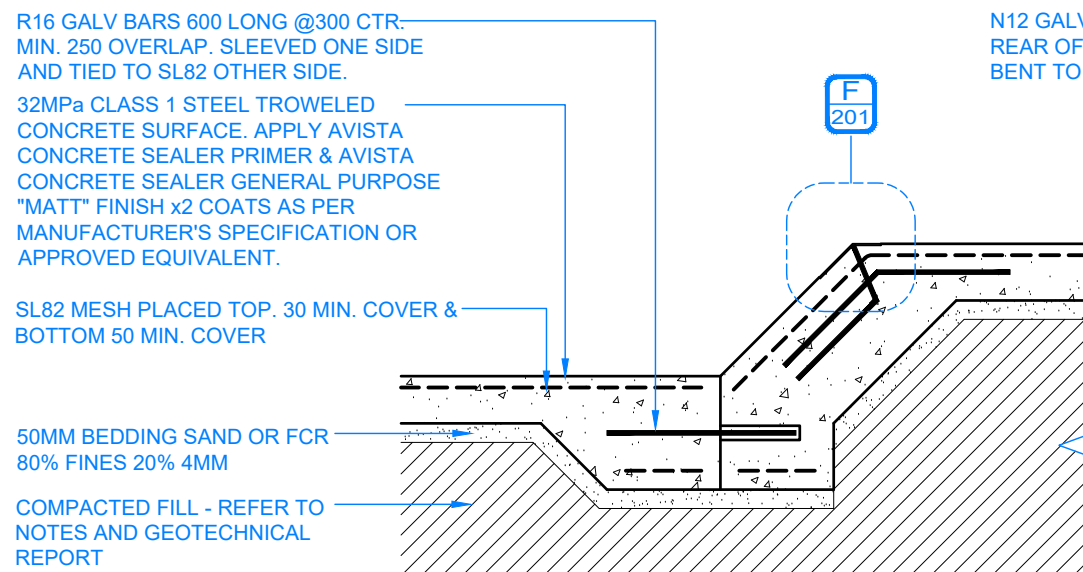
SCALE: N/A DATE OF ISSUE: 17.02.2022
FORMAT / SIZE: A1 REFERENCE NO: 1821
DESIGN REVIEW: ND APPROVAL: JM

DRAWING NUMBER: REVISION:

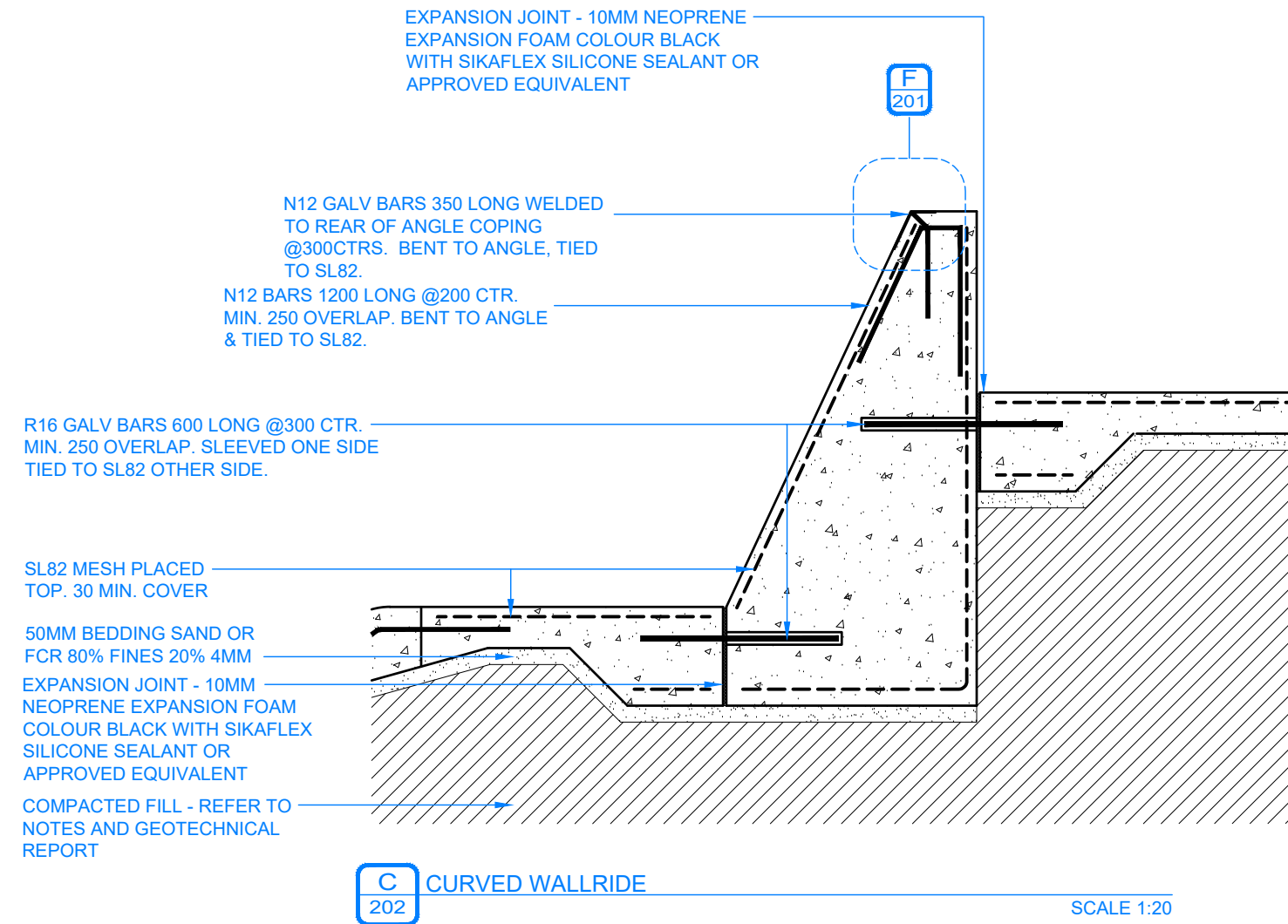
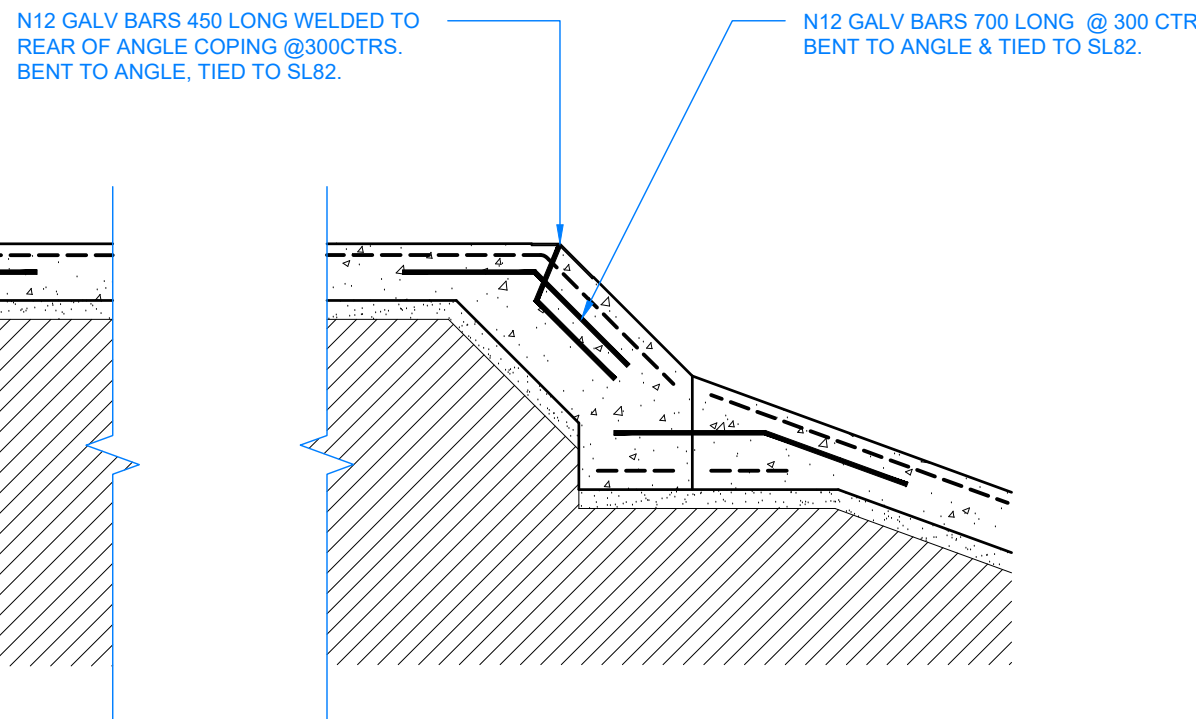
1821_CD 200 05



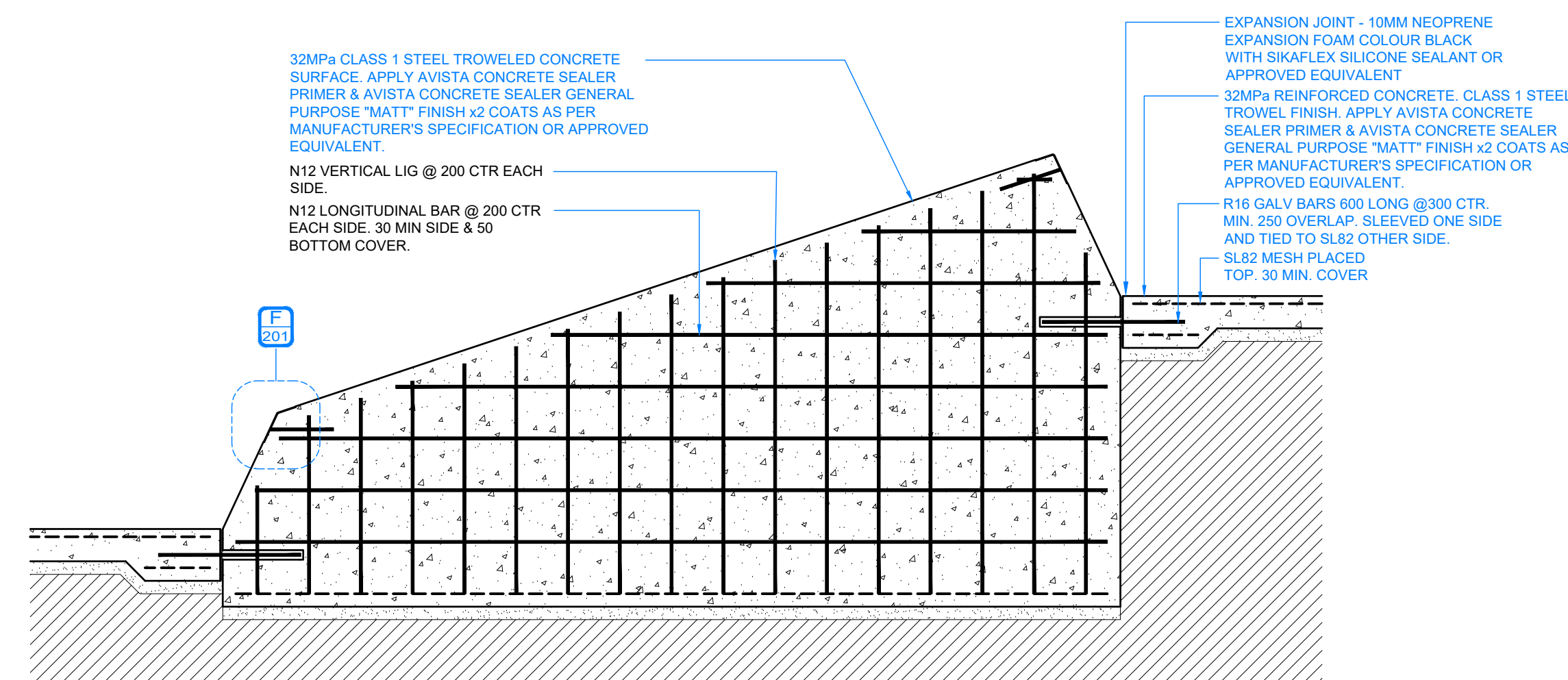
A 202 SKATE KERB - DETAIL SCALE 1:20



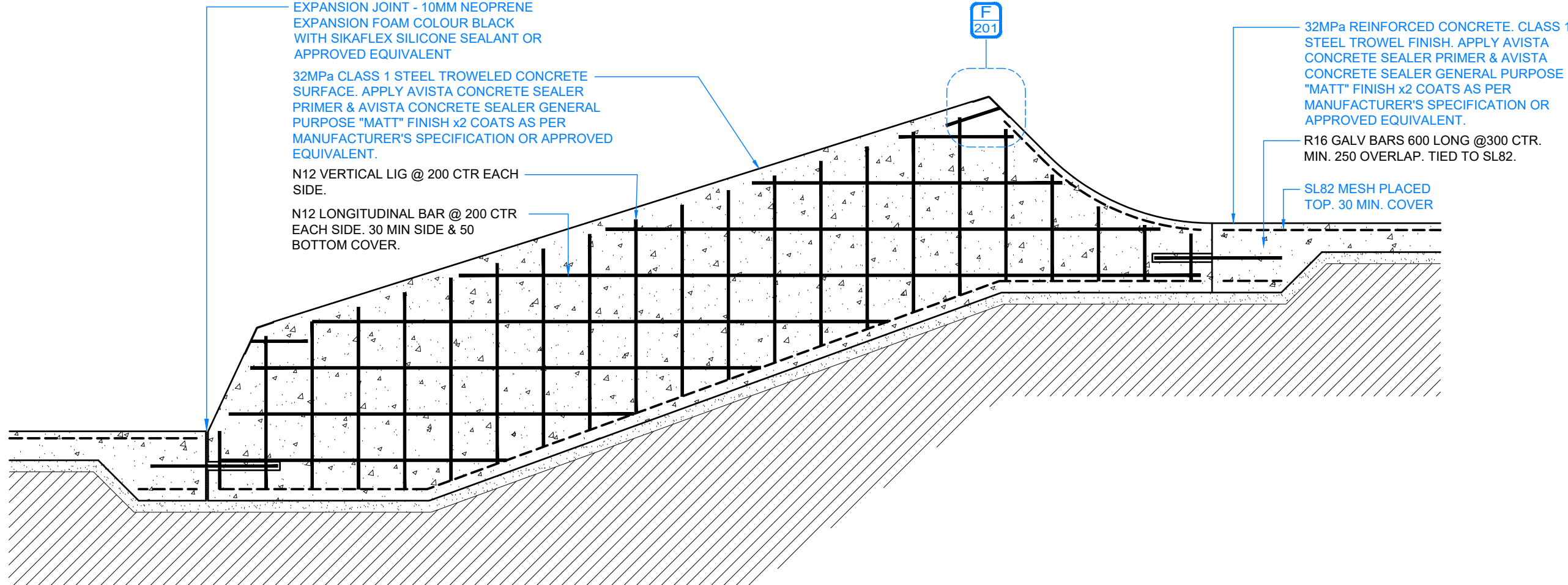
B 202 WALLIE MANUAL PAD SCALE 1:20



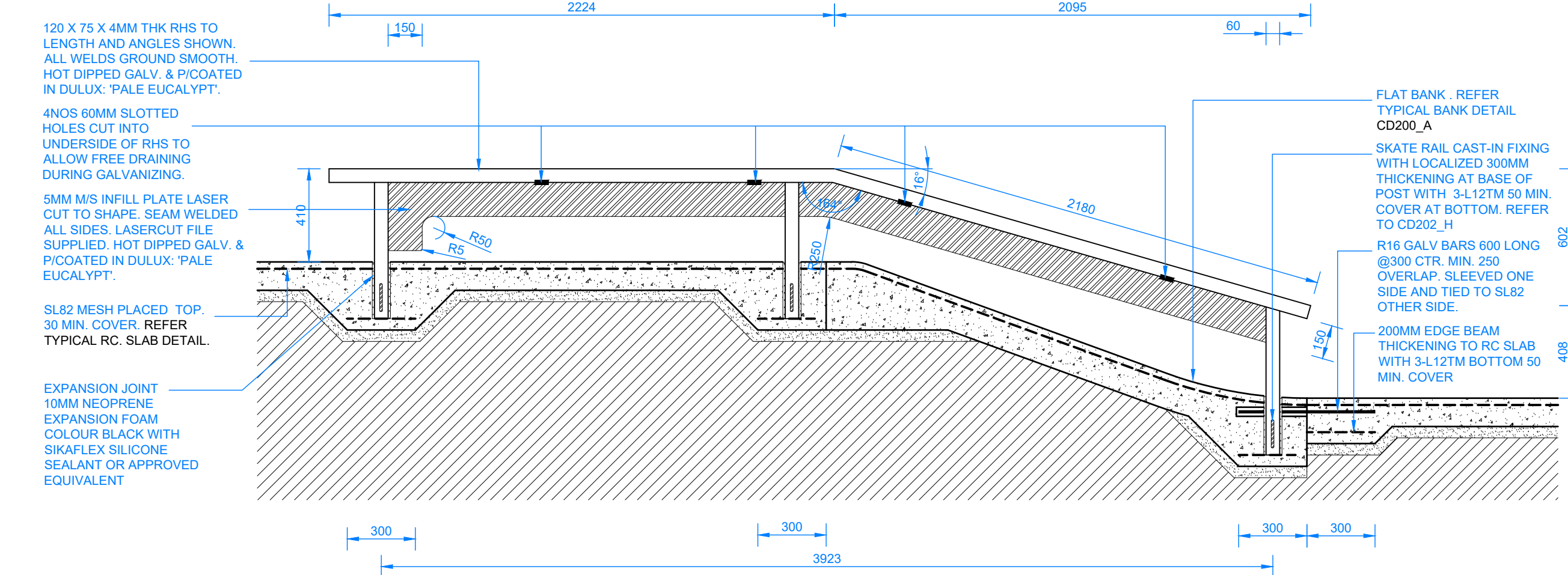
C 202 CURVED WALLRIDE SCALE 1:20



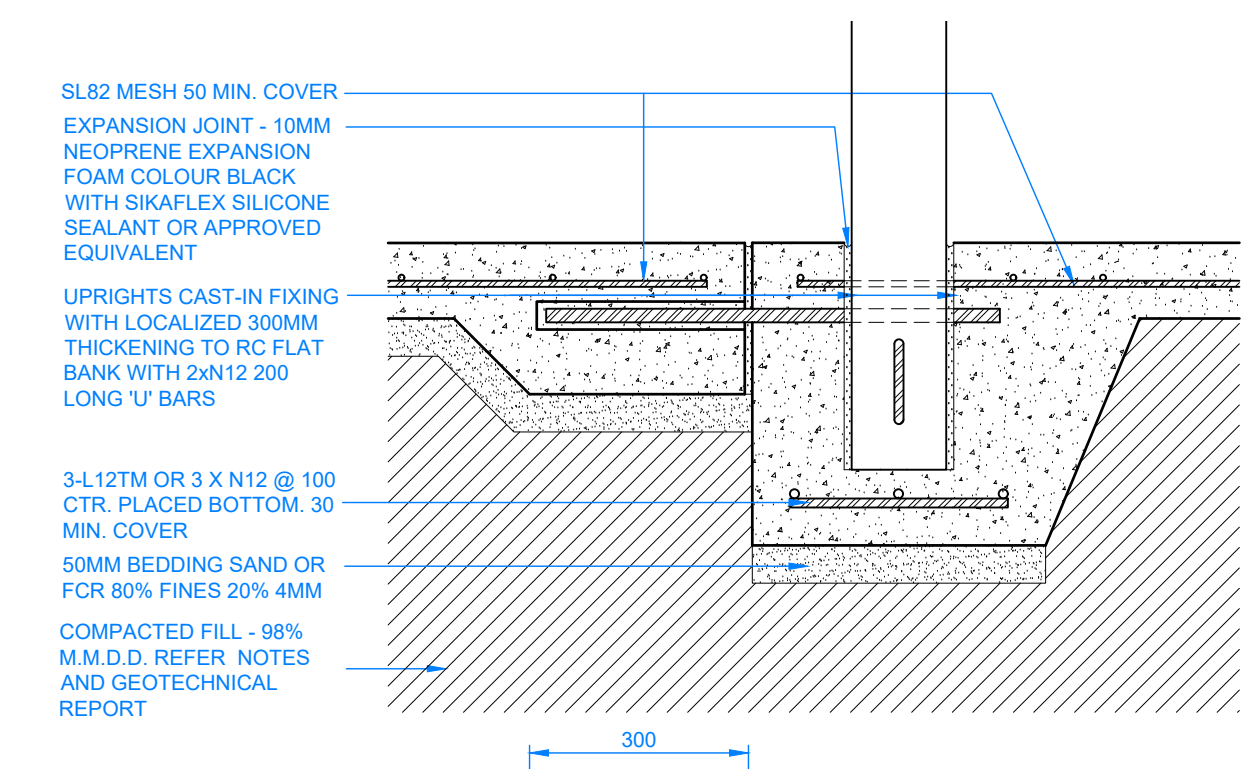
D 202 A-FRAME LEDGE DETAIL SCALE 1:20



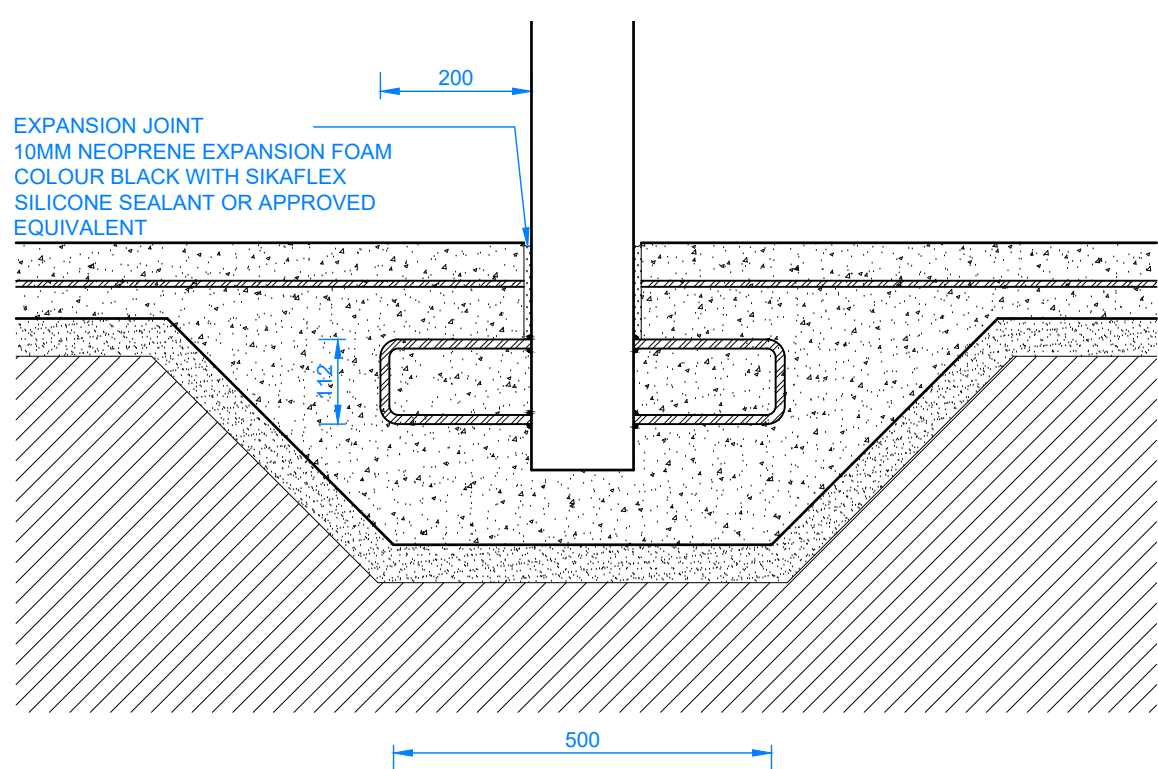
E 202 A-FRAME LEDGE DETAIL SCALE 1:20



F 202 SQUARE OUT RAIL 350HIGH - TYPICAL DETAIL SCALE 1:20



G 202 ROUND SKATE RAIL - TYPICAL DETAIL SCALE 1:20



H 202 SKATE RAIL RC FOOTING - TYPICAL DETAIL SCALE 1:10

- WARNING -
CONTRACTOR TO VERIFY LOCATION, DEPTH/CLEARANCE AND ALIGNMENT OF OVERHEAD AND UNDERGROUND SERVICES. CONTRACTOR TO ACQUIRE CURRENT AND RELEVANT 'DIAL BEFORE YOU DIG'ONE CALL' SERVICES DRAWINGS AND ADHERE TO ALL REQUIREMENTS FOR WORKS NEAR SERVICES INCLUDING CLEARANCES, EASEMENTS AND INFORMING SERVICE AUTHORITIES PRIOR TO COMMENCEMENT OF WORKS. THE LOCATIONS OF UNDERGROUND SERVICES INDICATED IN THIS SET OF DRAWINGS ARE INDICATIVE ONLY. PIT LOCATIONS HAVE BEEN SURVEYED BY A LICENSED SURVEYOR.

- SITE DIMENSIONS -
CONTRACTOR TO SATISFY THEMSELVES OF SITE CONDITIONS, CHANGES IN LEVEL AND DIMENSIONS PRIOR TO FABRICATION OF SITE SPECIFIC ITEMS OR PRIOR TO ORDERING/PURCHASING MATERIALS. WHERE DISCREPANCIES EXIST BETWEEN DRAWINGS AND SITE CONDITIONS CONTRACTOR TO NOTIFY SUPERINTENDENT PRIOR TO COMMENCEMENT OF WORKS.

- COPYRIGHT AND INTELLECTUAL PROPERTY RIGHTS -
ENLOCUS RETAINS THE INTELLECTUAL PROPERTY RIGHT IN RELATION TO THE CONTRACT MATERIAL. THE DESIGN AS REPRESENTED BY THE DRAWING SET AND ALL DETAILS, INGENUITY AND INNOVATION REMAIN THE PROPERTY OF ENLOCUS. REFER TO CONTRACT FOR IRREVOCABLE LICENSE GRANTED TO THE CLIENT AND COPYRIGHT ARRANGEMENT. © ENLOCUS 2019

DRAWING STATUS:

FOR COMMENT

REVISION STATUS:

05	For Comment	18.01.22
04	For Construction	27.08.21
03	For Construction	04.08.21
02B	For Review	25.06.21
02A	For Review	24.06.21

LANDSCAPE ARCHITECT CONSULTANT:

enlocus
ENLOCUS
Level 1, 151 St Georges Rd,
Fitzroy North, Victoria 3066
T : 03 9482 2202
W : www.enlocus.com

CONSULTANTS:

STRUCTURAL ENGINEER MATRIX ENGINEERING GROUP 24/37 Kellor Park Drive Kellor Park, Victoria 3042 Tel : +613 9331 7522 www.matrixgroup.net.au	LIGHTING & ELECTRICAL WEBB AUSTRALIA GROUP Level 6, 128 Exhibition St Melbourne VIC 3000 Tel : +613 9652 0333 www.webbaustralia.com.au
--	---

NOTES / LEGEND:

ENGINEERING NOTES:

- CONCRETE:
1. CONCRETE STRENGTH N32 MPA.
 2. CONCRETE THICKNESS 150MM SLOPES, 100MM PLATFORMS AND FLAT BOTTOM. UNO.
 3. CONSTRUCTION JOINTS SHALL BE AT CONSTRUCTED MAXIMUM 6.0M OR AS PER DETAIL.
 4. SAW CUTS TO BE SAWN AS SHOWN ON PLANS. SAW CUT DEPTH TO BE 30MM DEEP. CHECK REINFORCEMENT DETAIL FOR SAW CUT JOINT DETAILS.
 5. FOR CURING, COVER FOR SEVEN DAYS WITH PLASTIC, OR BY LIQUID MEMBRANE, TO THE APPROPRIATE AUSTRALIAN STANDARD. APPLY WITHIN 1 HOUR OF CONCRETE FINISHING.
 6. FINISH TO BE CLASS 1 METAL TROWEL TO ALL VERTICAL SURFACES. STEEL TROWEL FINISH TO PLATFORMS, FLAT BANKS, TRANSITIONS, ETC.
 7. REFER TO A.S.3600 - CONCRETE STRUCTURES AND A.S.2870.2011 - RESIDENTIAL SLABS AND FOOTINGS.

- REINFORCEMENT:
1. AS SHOWN.
 2. TRIMMERS - 2 OF N12@2000 LONG TO ALL INTERNAL CORNERS.
 3. BASE SLAB - SL82 MESH @ S12 (250 GRADE) @ 250 CRS EW.
 4. VERTICAL WALLS - REFER TO RC WALL - REINFORCEMENT SCHEDULE CD201.
 5. BLOCKS - AS SHOWN.

- EARTHWORKS:
1. STABLE CLEAN FILL COMPACTED TO 98 % (MMD) PLACED AND COMPACTED IN 200MM LAYERS.
 2. REFER TO SOIL REPORT FOR FURTHER DETAILS.
 3. ALL SUBGROUND PREPARATION WORKS UNDER ALL CONCRETE PAVEMENTS AREAS AND LOW PROFILE RETAINING WALLS ARE TO BE PROTECTED, ROLLED AND COMPACTED AS PER RECOMMENDATIONS SET OUT IN THE GEOTECHNICAL REPORT SUPPLIED BY CIVIL TEST PTY LTD. REPORT NO. 1160044-1.
 4. ALL SOFT SPOTS TO BE EXCAVATED DOWN TO APPROPRIATE DEPTH AND REPLACED WITH COMPACTED FILL TO 98% MMD IN 200MM LAYERS.
 5. FURTHER GEOTECHNICAL ADVICE MAY BE REQUIRED.

CLIENT NAME:

INNER WEST COUNCIL
7-15 Wetherill Street, Leichhardt
NSW 2040

PROJECT NAME:

LEICHHARDT PARK SKATE PARK
70 Mary Street,
Lilyfield NSW 2040

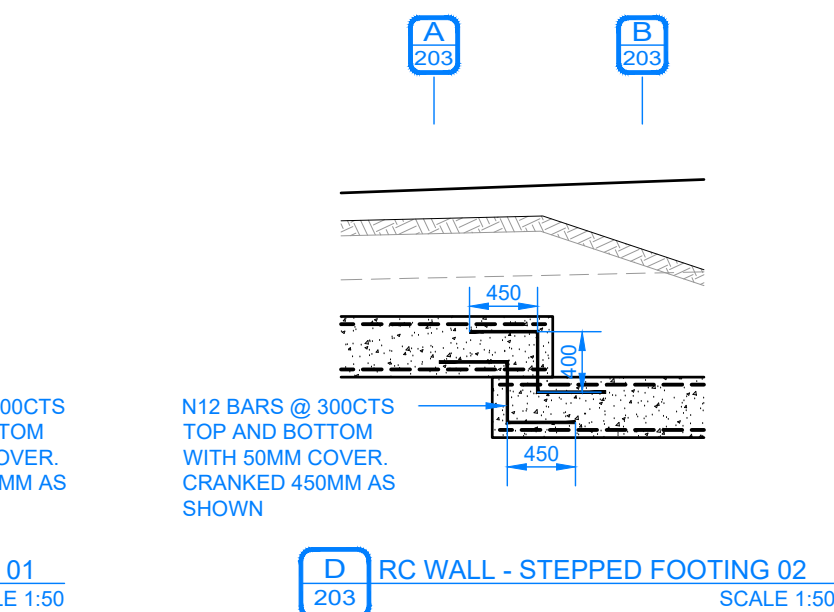
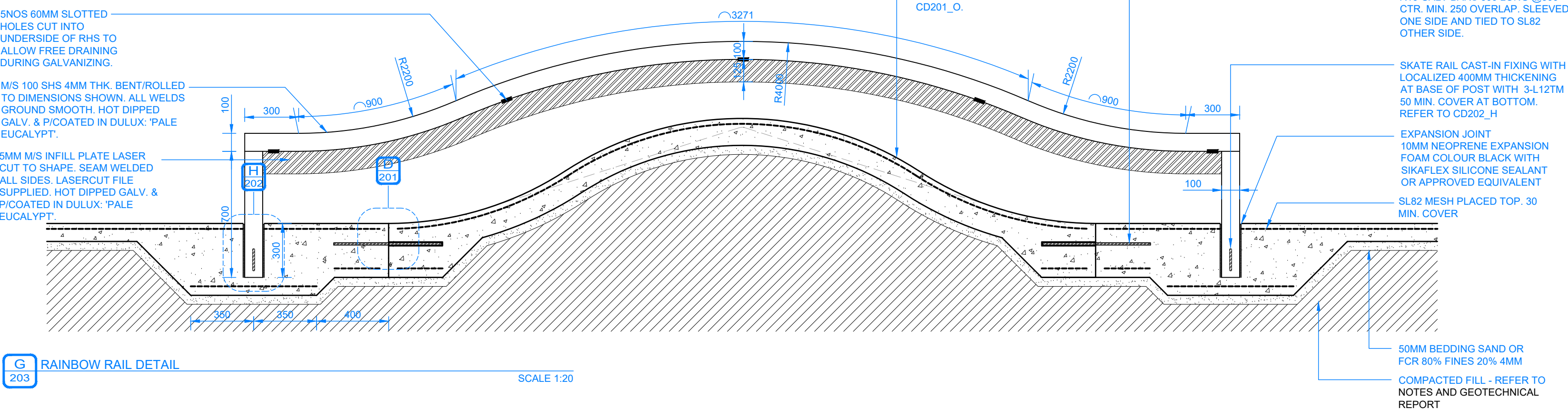
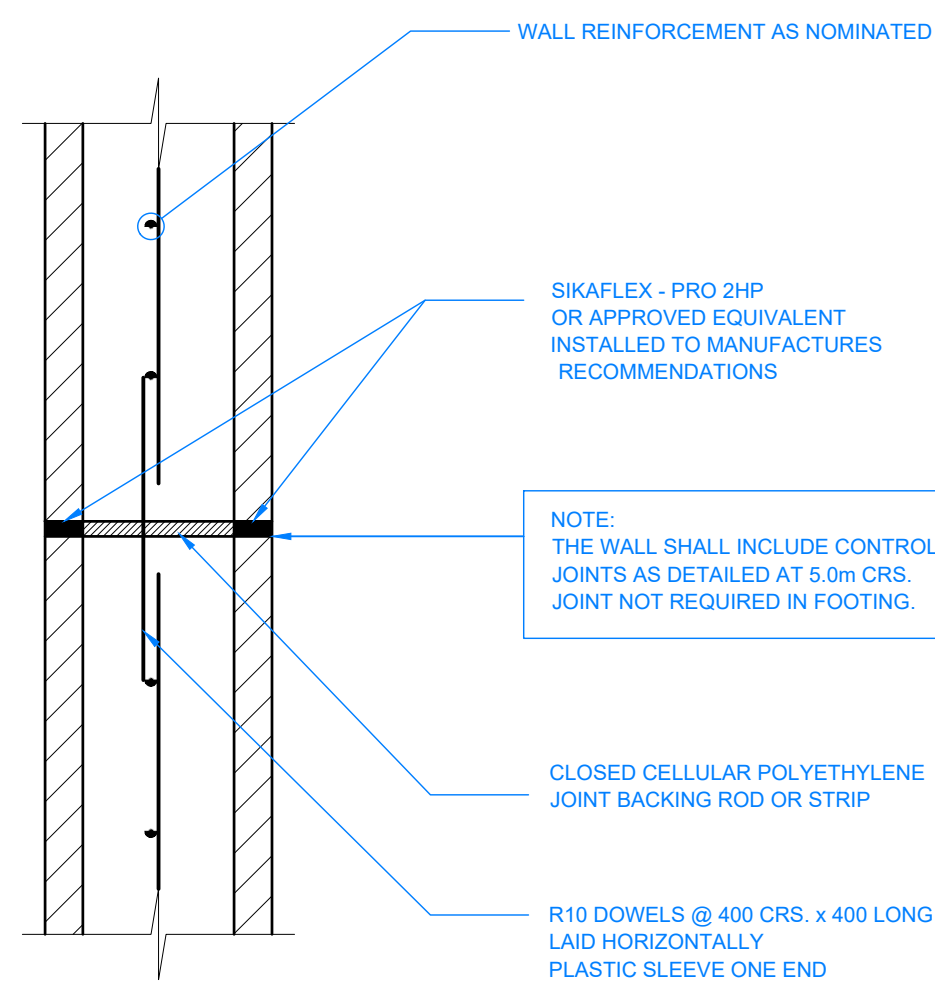
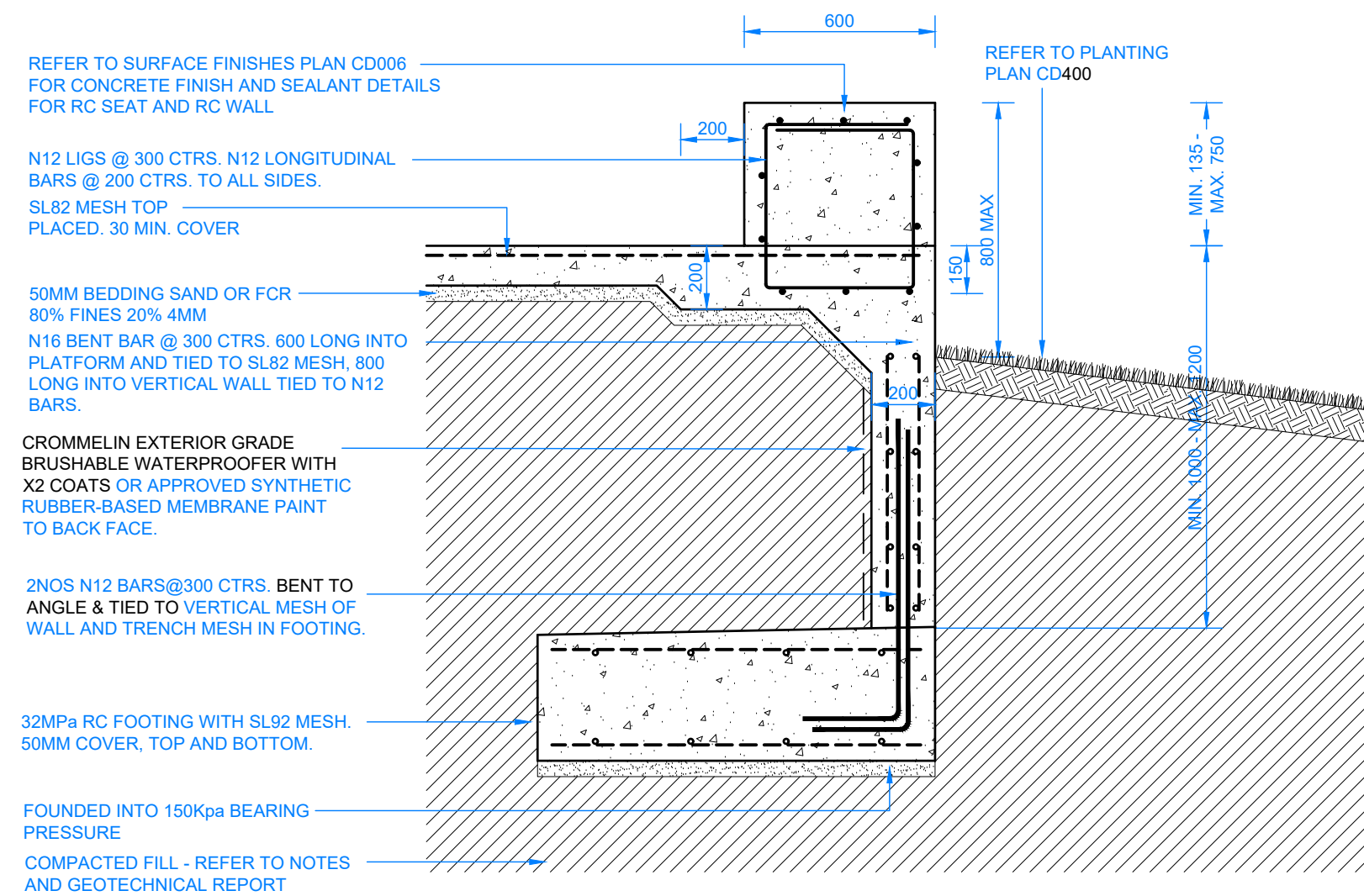
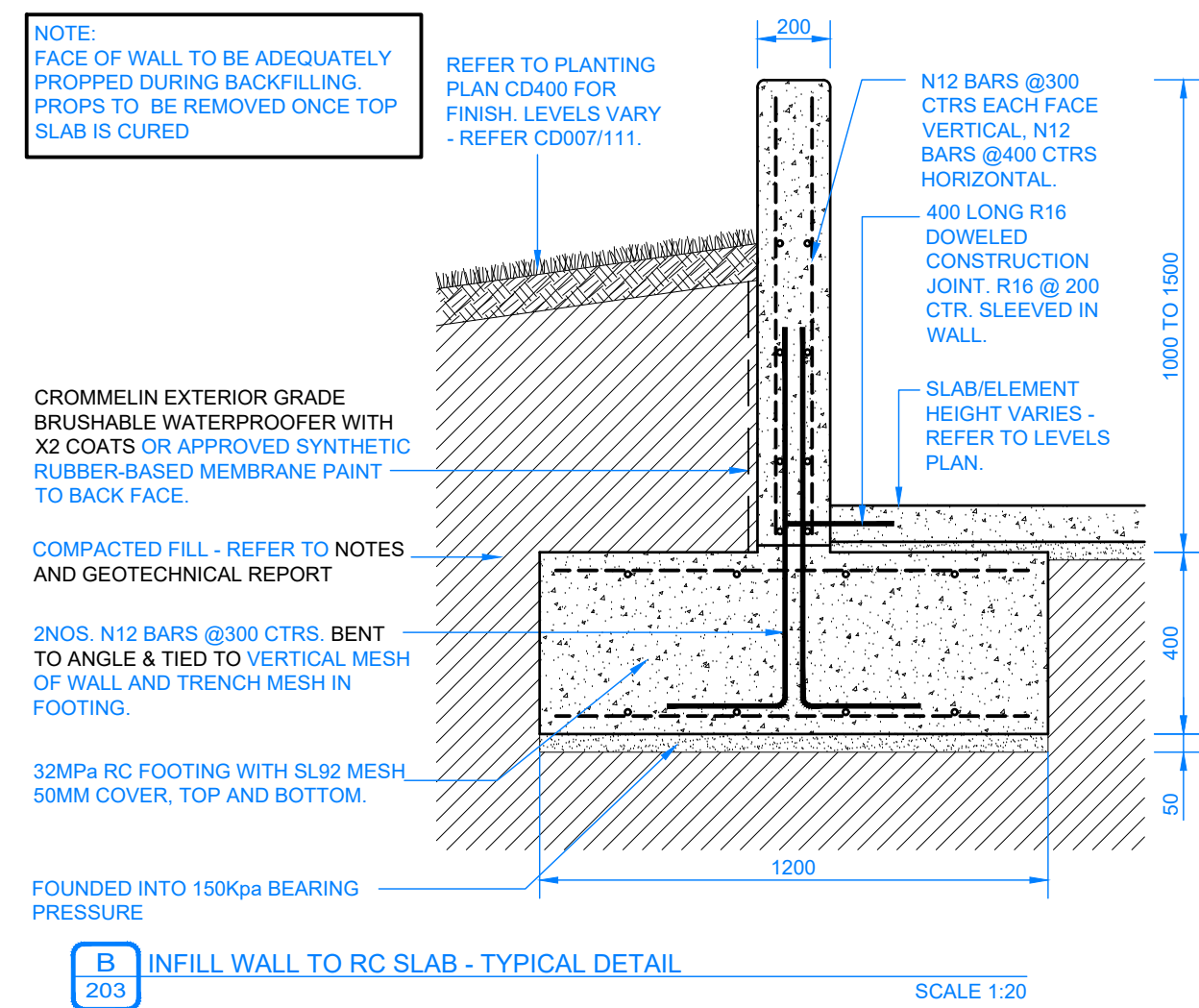
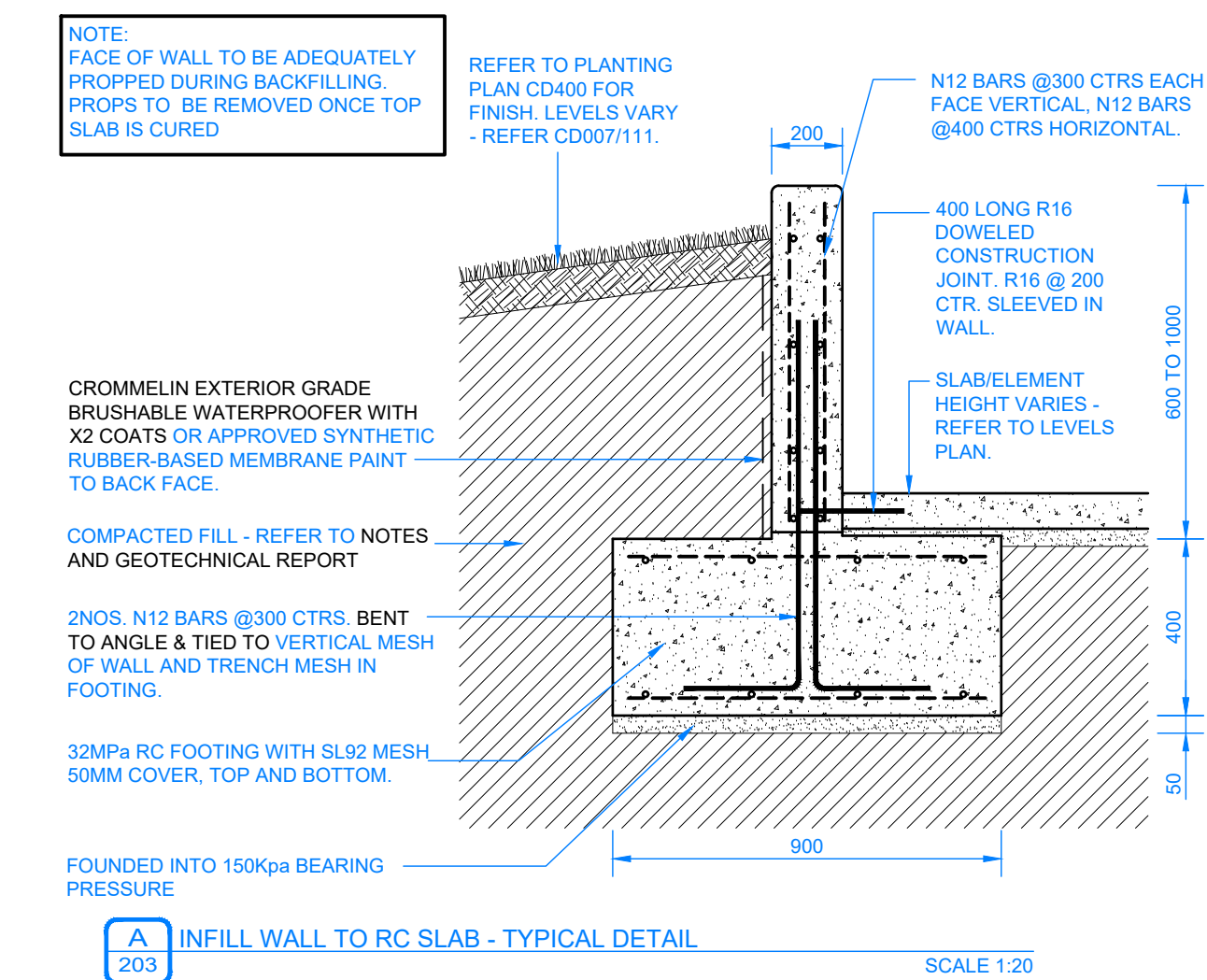
DRAWING TITLE:

Engineering Details 03

SCALE: N/A DATE OF ISSUE: 17.02.2022
FORMAT / SIZE: A1 REFERENCE NO: 1821
DESIGN REVIEW: ND APPROVAL: JM

DRAWING NUMBER: REVISION:

1821_CD 202 05



- WARNING -
CONTRACTOR TO VERIFY LOCATION, DEPTH/CLEARANCE AND ALIGNMENT OF OVERHEAD AND UNDERGROUND SERVICES. CONTRACTOR TO ACQUIRE CURRENT AND RELEVANT DIAL BEFORE YOU DIG/ONE CALL SERVICES DRAWINGS AND ADHERE TO ALL REQUIREMENTS FOR WORKS NEAR SERVICES AND UTILITIES. EASEMENTS AND INFORMING SERVE AUTHORITIES PRIOR TO COMMENCEMENT OF WORKS. THE LOCATIONS OF UNDERGROUND SERVICES INDICATED IN THIS SET OF DRAWINGS ARE INDICATIVE ONLY. PIT LOCATIONS HAVE BEEN SURVEYED BY A LICENSED SURVEYOR.

- SITE DIMENSIONS -
CONTRACTOR TO SATISFY THEMSELVES OF SITE CONDITIONS, CHANGES IN LEVEL AND DIMENSIONS PRIOR TO FABRICATION OF SITE SPECIFIC ITEMS OR PRIOR TO ORDERING/PURCHASING MATERIALS. WHERE DISCREPANCIES EXIST BETWEEN DRAWINGS AND SITE CONDITIONS CONTRACTOR TO NOTIFY SUPERINTENDENT PRIOR TO COMMENCEMENT OF WORKS.

- COPYRIGHT AND INTELLECTUAL PROPERTY RIGHTS -
ENLOCUS RETAINS THE INTELLECTUAL PROPERTY RIGHT IN RELATION TO THE CONTRACT MATERIAL. THE DESIGN AS REPRESENTED BY THE DRAWING SET AND ALL DETAILS, INGENUITY AND INNOVATION REMAIN THE PROPERTY OF ENLOCUS. REFER TO CONTRACT FOR IRREVOCABLE LICENSE GRANTED TO THE CLIENT AND COPYRIGHT ARRANGEMENT. © ENLOCUS 2019

DRAWING STATUS:

**FOR
COMMENT**

REVISION STATUS:

05	For Comment	18.01.22
04	For Construction	27.08.21
03	For Construction	04.08.21
02B	For Review	25.06.21
02A	For Review	24.06.21

LANDSCAPE ARCHITECT CONSULTANT:

enlocus

ENLOCUS
Level 1, 151 St Georges Rd,
Fitzroy North, Victoria 3066
T : 03 9482 2202
W : www.enlocus.com

CONSULTANTS:

STRUCTURAL ENGINEER LIGHTING & ELECTRICAL

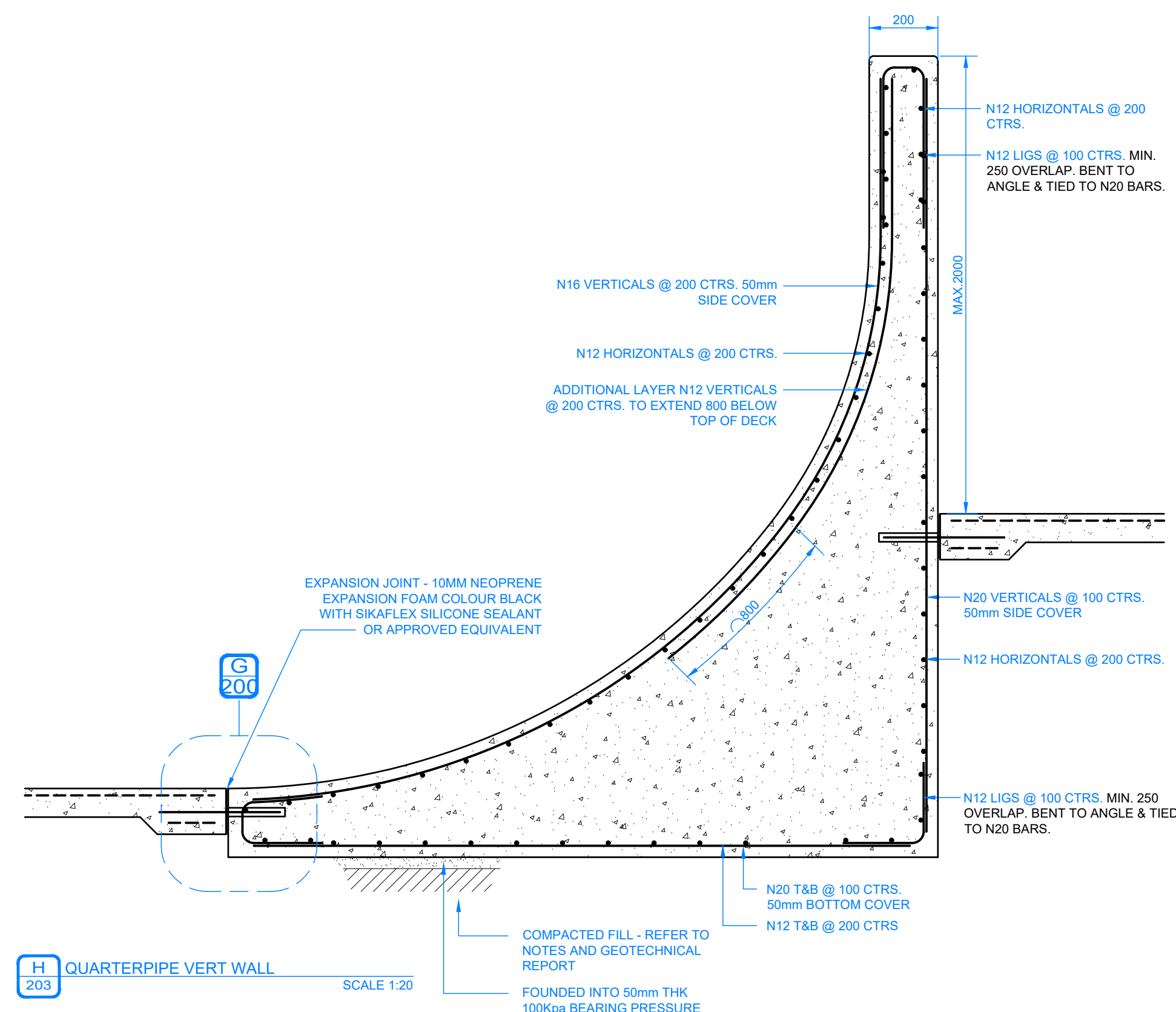
MATRIX ENGINEERING GROUP P/L
24/37 Keilor Park Drive
Keilor Park, Victoria 3042
Tel : +613 9331 7522
www.matrixgroup.net.au

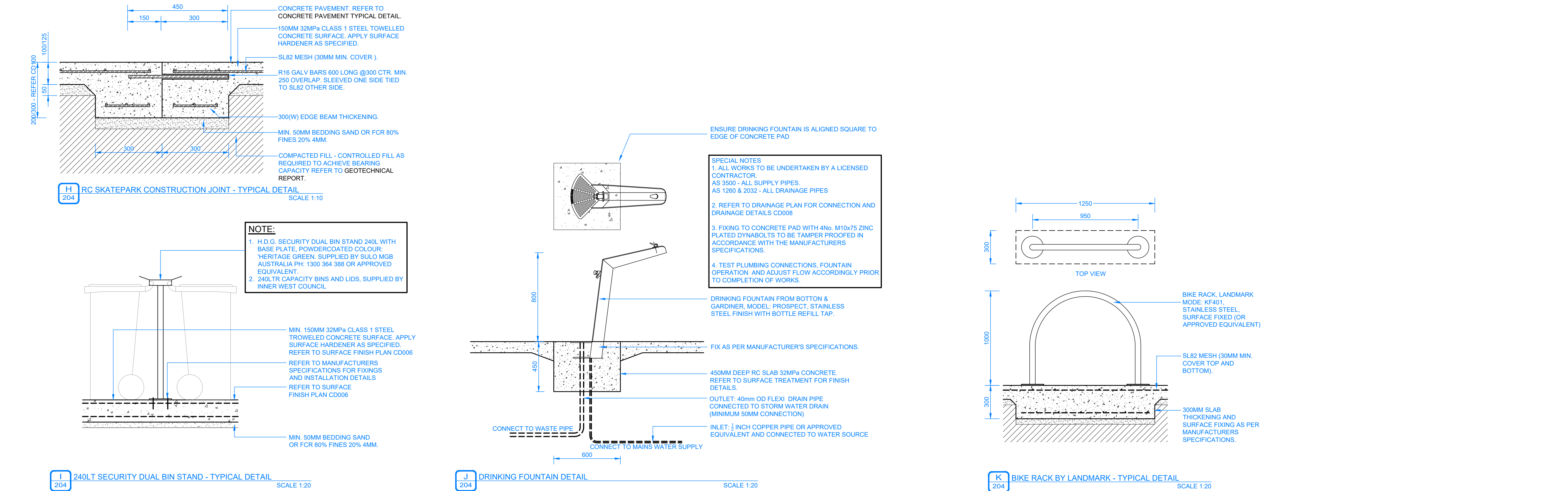

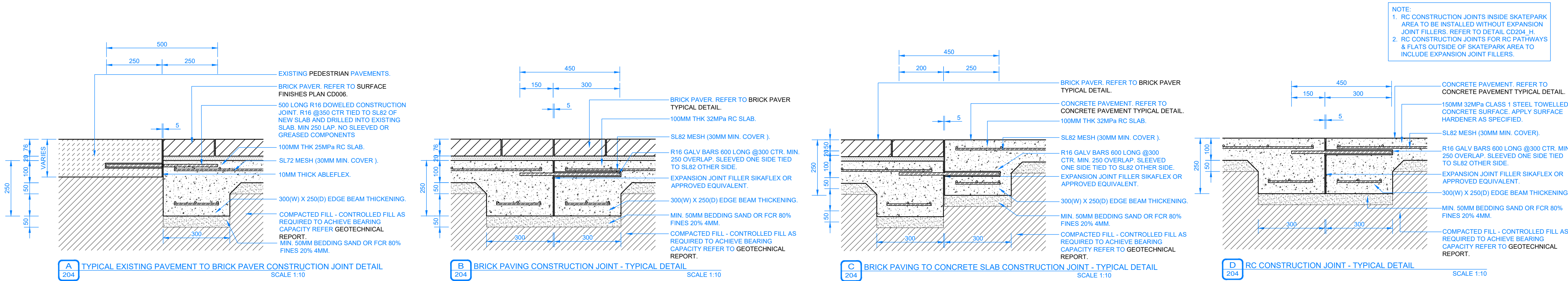
WEBB AUSTRALIA GROUP
Level 6, 128 Exhibition St
Melbourne VIC 3000
Tel : +613 9652 0333
www.webbaustralia.com.au

NOTES / LEGEND:

ENGINEERING NOTES:

1. CONCRETE:
1. CONCRETE STRENGTH: N12 MPa.
 2. CONCRETE THICKNESS: 150MM SLOPES, 100MM PLATFORMS AND FLAT BOTTOM, UNO.
 3. CONSTRUCTION JOINTS SHALL BE AT CONSTRUCTED MAXIMUM 6'0M OR AS PER DETAIL.
 4. SAW CUTS TO BE SAWN AS SHOWN ON PLANS, SAW CUT DEPTHS TO BE 30MM DEEP. CHECK REINFORCEMENT DETAIL. FOR SAW CUT JOINT DETAILS.
 5. FOR CURING, COVER FOR SEVEN DAYS WITH PLASTIC OR BY LIQUID MEMBRANE, TO THE APPROPRIATE AUSTRALIAN STANDARD. APPLY WITHIN 1 HOUR OF CONCRETE FINISHING.
 6. FINISH TO BE CLASS 1 METAL TROWEL TO ALL VERTICAL SURFACES, FLAT TROWEL FINISH TO PLATFORMS, FLAT BAYS, TRANSITIONS, ETC.
 7. REFER TO A 8.3600 - CONCRETE STRUCTURES AND A.2870-2011 - RESIDENTIAL SLABS AND FOOTINGS.
- REINFORCEMENT:
1. AS SHOWN.
 2. TRIMMERS - 2 OF N12/20000 LONG TO ALL INTERNAL CORNERS
 3. BASE SLAB - SL#2 MESH OR S12 (250 GRADE) @ 250 CRS EW.
 4. VERTICAL WALLS - REFER TO RC WALL - REINFORCEMENT SCHEDULE C0201.
 5. BLOCKS - AS SHOWN.
 6. GRIND RAILS - SHALL BE 70X75X5MM 'DURAGAL' RHS (UNLESS OTHERWISE STATED) ON PLANS. ENDS MITRED AND ALL WELDS GRIND SMOOTH AND COLD GALVANISED. ALL COLD GALVANISED AREAS AND ALL WELDS 'GALMET' DURALGAL SILVER PAINT APPLIED. APPLICATION TO BE NEAT AND CONSISTENT.
- EARTHWORKS:
1. STABLE CLEAN FILL COMPACTED TO 98% (MDM) PLACED AND COMPACTED IN 200MM LAYERS.
 2. REFER TO SOIL REPORT FOR FURTHER DETAILS.
 3. ALL SUBGRADE PREPARATION WORKS UNDER ALL CONCRETE PAVEMENTS AREAS AND LOW PROFILE RETAINING WALLS ARE TO BE PROTECTED, ROLLED AND COMPACTED AS PER RECOMMENDATIONS SET OUT IN THE GEOTECHNICAL REPORT SUPPLIED BY CIVIL TEST PTY LTD - REPORT NO. 104641.
 4. ALL SOFT SPOTS ARE TO BE EXCAVATED DOWN TO APPROPRIATE DEPTH AND REPLACED WITH COMPACTED FILL TO 98% MDM IN 200MM LAYERS.
 5. FURTHER GEOTECHNICAL ADVICE MAY BE REQUIRED.





-WARNING -
CONTRACTOR TO VERIFY LOCATION; DEPTH/CLEARANCE AND ALIGNMENT OF OVERHEAD AND UNDERGROUND SERVICES. CONTRACTOR TO ACQUIRE CURRENT AND RELEVANT 'DIAL BEFORE YOU DIG'ONE CALL' SERVICES DRAWINGS AND ADHERE TO ALL REQUIREMENTS FOR WORKS NEAR SERVICES INCLUDING CLEARANCES, EASEMENTS AND INFORMING SERVICE AUTHORITIES PRIOR TO COMMENCEMENT OF WORKS. THE LOCATIONS OF UNDERGROUND SERVICES INDICATED IN THIS SET OF DRAWINGS ARE INDICATIVE ONLY. PIT LOCATIONS HAVE BEEN SURVEYED BY A LICENSED SURVEYOR.

-SITE DIMENSIONS -
CONTRACTOR TO SATISFY THEMSELVES OF SITE CONDITIONS, CHANGES IN LEVEL AND DIMENSIONS PRIOR TO FABRICATION OF SITE SPECIFIC ITEMS OR PRIOR TO ORDERING/PURCHASING MATERIALS. WHERE DISCREPANCIES EXIST BETWEEN DRAWINGS AND SITE CONDITIONS CONTRACTOR TO NOTIFY SUPERINTENDENT PRIOR TO COMMENCEMENT OF WORKS.

-COPYRIGHT AND INTELLECTUAL PROPERTY RIGHTS -
ENLOCUS RETAINS THE INTELLECTUAL PROPERTY RIGHT IN RELATION TO THE CONTRACT MATERIAL. THE DESIGN AS REPRESENTED BY THE DRAWING SET AND ALL DETAILS, INGENUITY AND INNOVATION REMAIN THE PROPERTY OF ENLOCUS. REFER TO CONTRACT FOR IRREVOCABLE LICENSE GRANTED TO THE CLIENT AND COPYRIGHT ARRANGEMENT. © ENLOCUS 2019

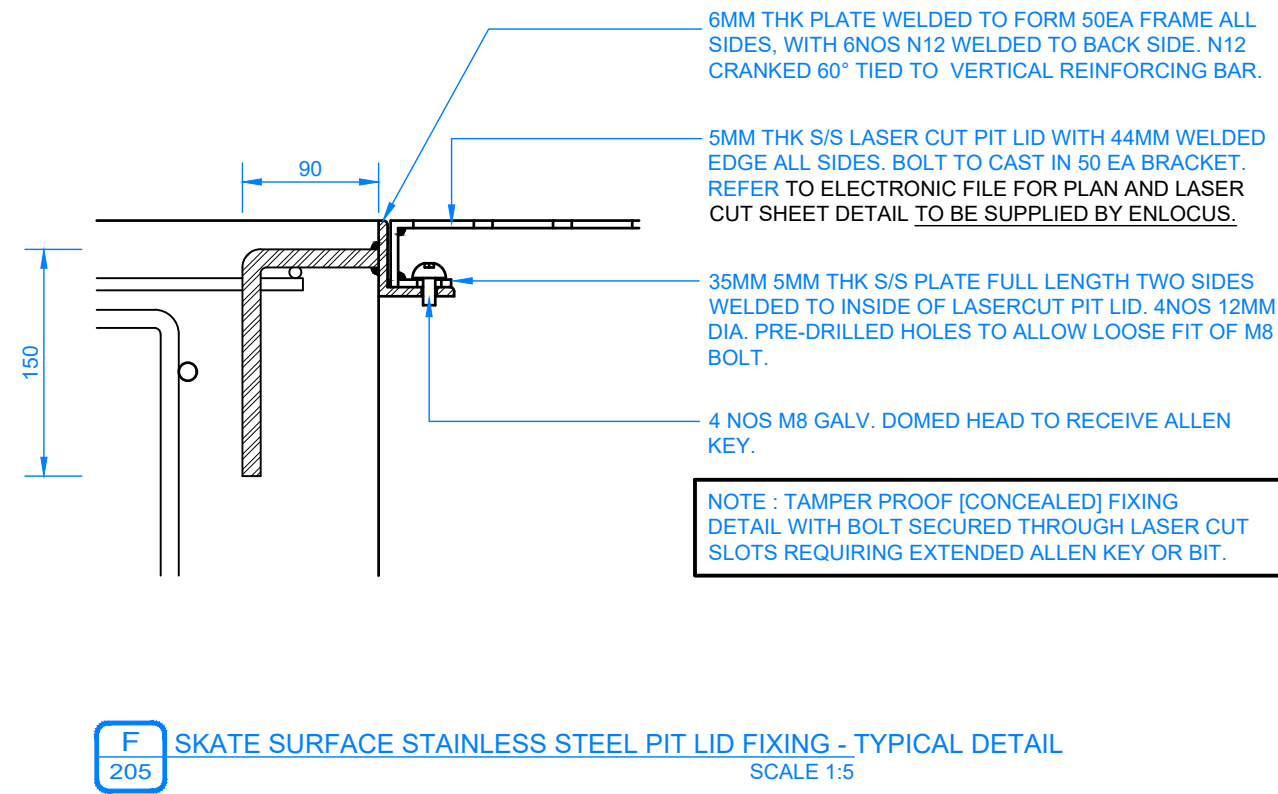
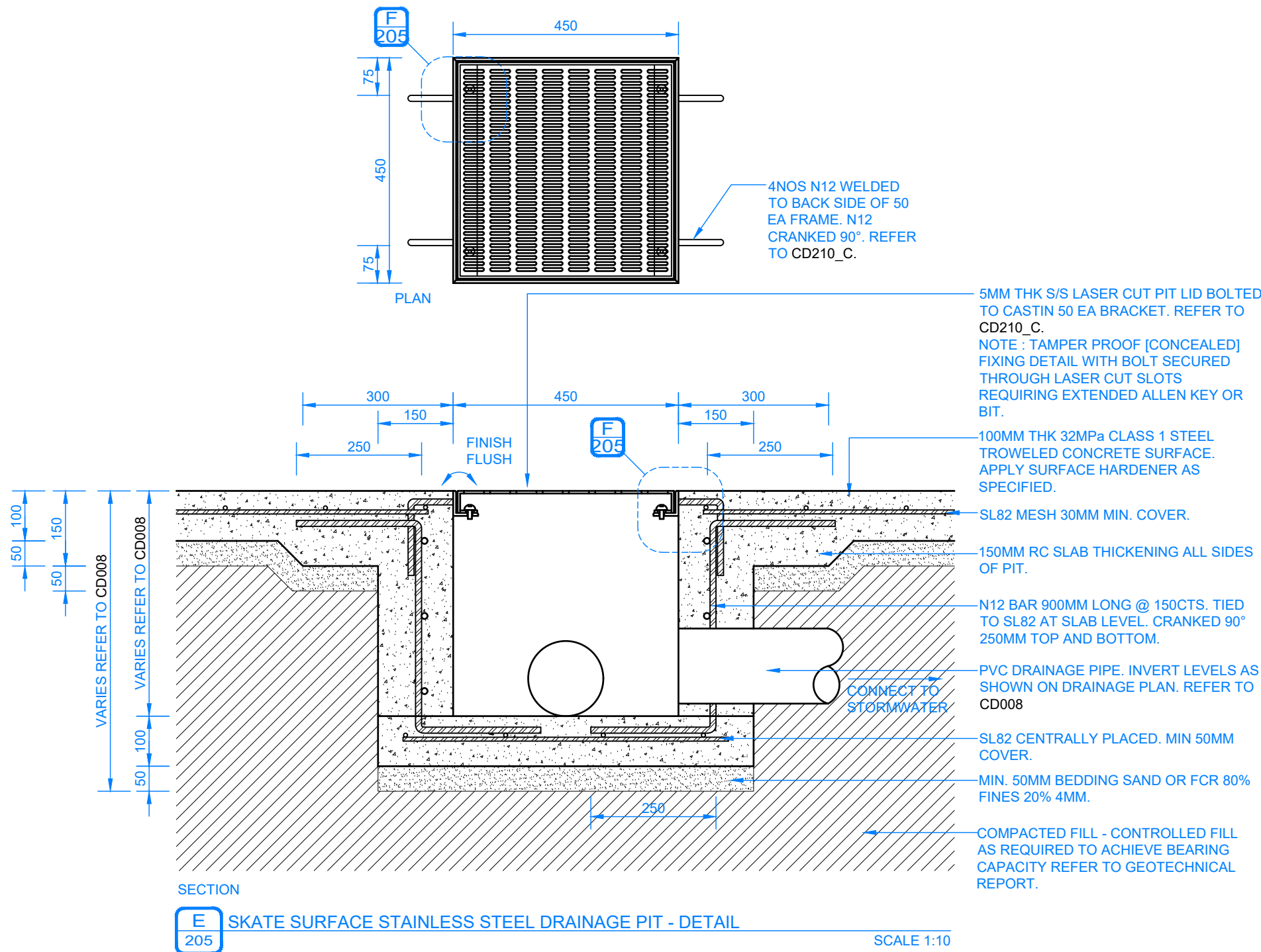
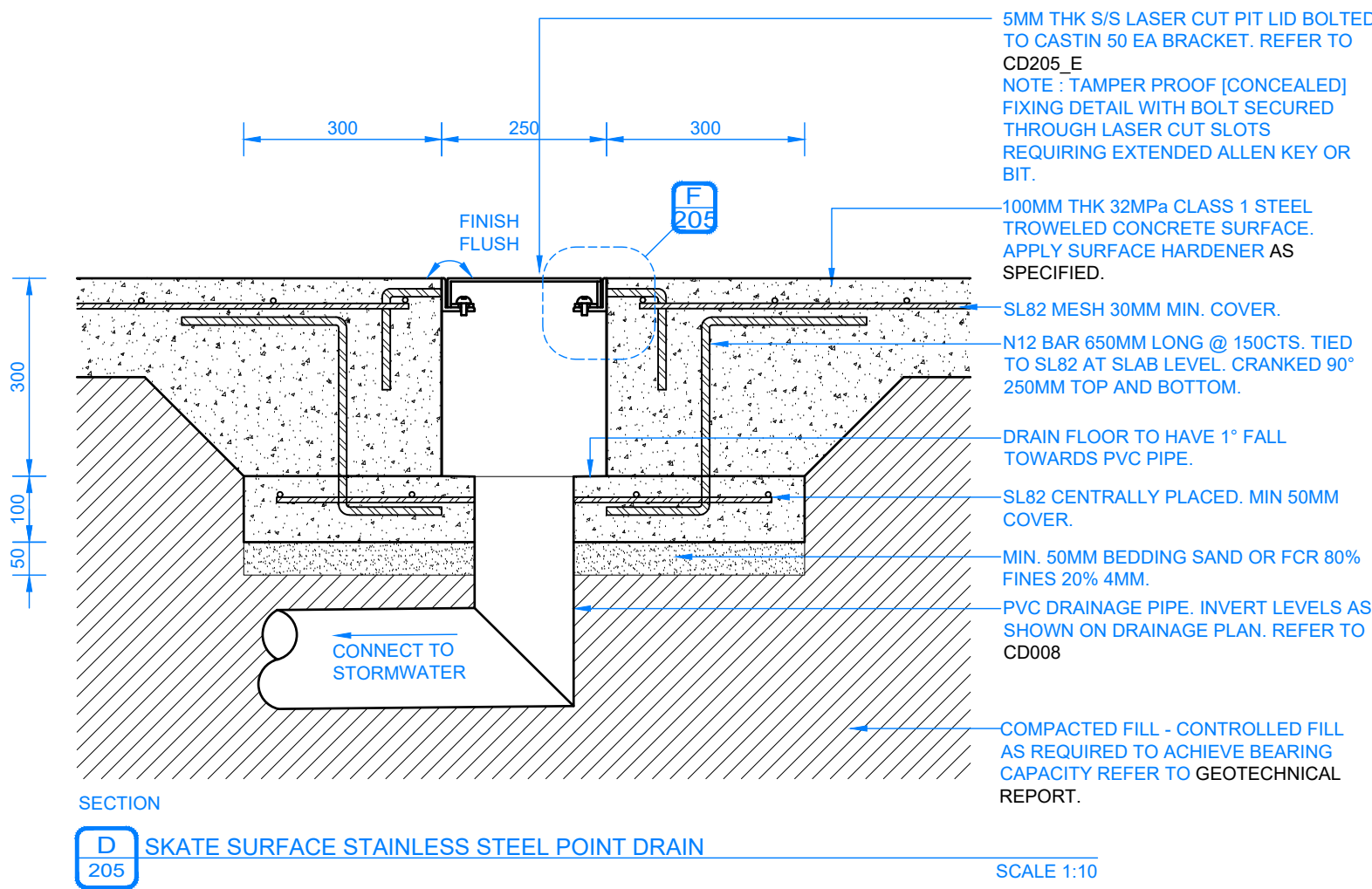
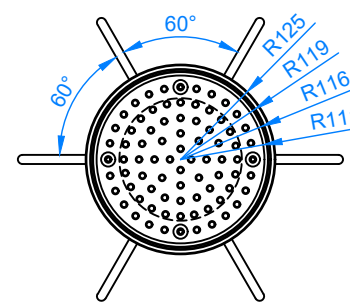
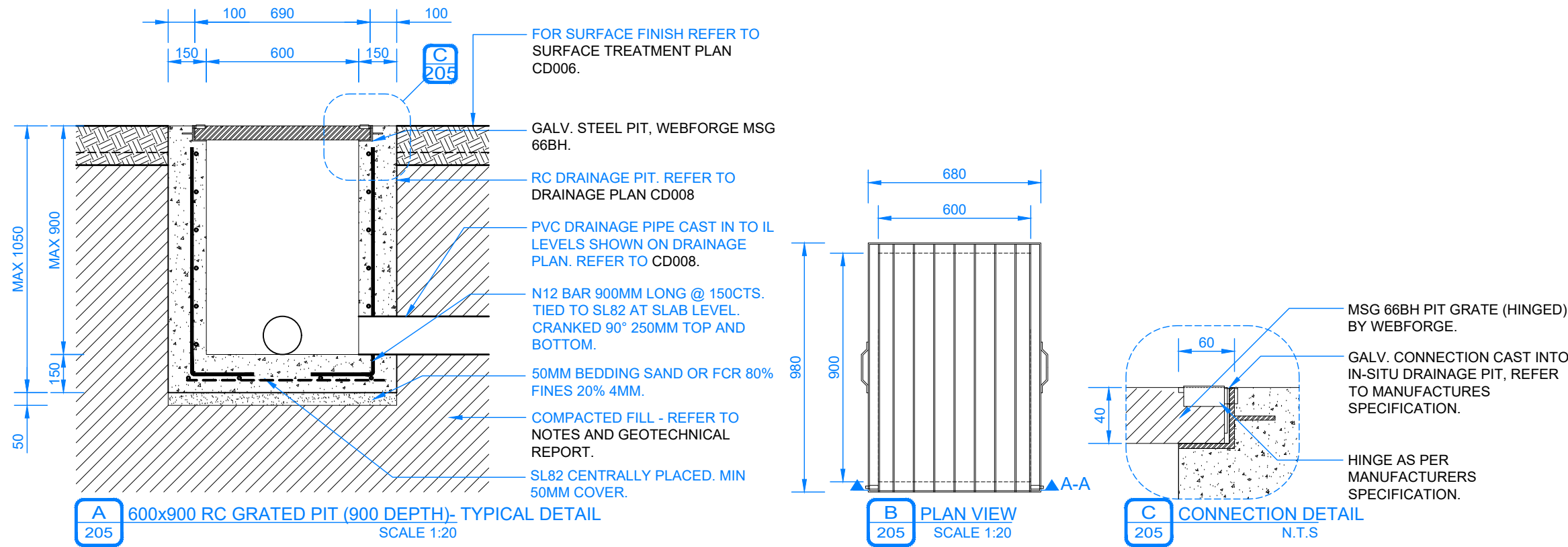
DRAWING STATUS:		
REVISION STATUS:		
05	For Comment	18.01.22
04	For Construction	27.08.21
03	For Construction	04.08.21
02B	For Review	25.06.21
02A	For Review	24.06.21

LANDSCAPE ARCHITECT CONSULTANT:	
enlocus	
ENLOCUS Level 1, 151 St Georges Rd, Fitzroy North, Victoria 3066 T : 03 9482 2202 W : www.enlocus.com	
CONSULTANTS:	
STRUCTURAL ENGINEER MATRIX ENGINEERING GROUP 24/37 Kellor Park Drive Kellor Park, Victoria 3042 Tel : +613 9331 7522 www.matrixgroup.net.au	LIGHTING & ELECTRICAL: WEBB AUSTRALIA GROUP Level 6, 128 Exhibition St Melbourne VIC 3000 Tel : +613 9652 0333 www.webbaustralia.com.au

NOTES / LEGEND:

ENGINEERING NOTES:
CONCRETE:
1. CONCRETE STRENGTH: N32 MPA.
2. CONCRETE THICKNESS 150MM SLOPES, 100MM PLATFORMS AND FLAT BOTTOM. UNO.
3. CONSTRUCTION JOINTS SHALL BE AT CONSTRUCTED MAXIMUM 6.0M OR AS PER DETAIL.
4. SAW CUTS TO BE SAWN AS SHOWN ON PLANS. SAW CUT DEPTH TO BE 30MM DEEP. CHECK REINFORCEMENT DETAIL FOR SAW CUT JOINT DETAILS.
5. FOR CURING, COVER FOR SEVEN DAYS WITH PLASTIC, OR BY LIQUID MEMBRANE, TO THE APPROPRIATE AUSTRALIAN STANDARD. APPLY WITHIN 1 HOUR OF CONCRETE FINISHING.
6. FINISH TO BE CLASS 1 METAL TROWEL TO ALL VERTICAL SURFACES. STEEL TROWEL FINISH TO PLATFORMS, FLAT BANKS, TRANSITIONS, ETC.
7. REFER TO A.S.3600 - CONCRETE STRUCTURES AND A.S.2870:2011 - RESIDENTIAL SLABS AND FOOTINGS.
REINFORCEMENT:
1. AS SHOWN.
2. TRIMMERS - 2 OF N12@2000 LONG TO ALL INTERNAL CORNERS.
3. BASE SLAB - SL82 MESH OR S12 (250 GRADE) @ 250 CRS EW.
4. VERTICAL WALLS - REFER TO RC WALL - REINFORCEMENT SCHEDULE CD201.
5. BLOCKS - AS SHOWN.
6. GRIND RAILS - SHALL BE 75X75X3MM DURAGAL R18 (UNLESS OTHERWISE STATED ON PLANS). ENDS MITRED AND ALL WELDS GRIND SMOOTH AND COLO GALVANISED. ALL GOLD GALVANISED AREAS TO HAVE 'GALMET' DURAGAL SILVER PAINT APPLIED. APPLICATION TO BE NEAT AND CONSISTENT.
EARTHWORKS:
1. STABLE CLEAN FILL COMPACTED TO 98 % (MMD) PLACED AND COMPACTED IN 200MM LAYERS.
2. REFER TO SOIL REPORT FOR FURTHER DETAILS.
ALL SUBGROUND PREPARATION WORKS UNDER ALL CONCRETE PAVEMENTS AREAS AND LOW PROFILE RETAINING WALLS ARE TO BE PROTECTED, ROLLED AND COMPACTED AS PER RECOMMENDATIONS SET OUT IN THE GEOTECHNICAL REPORT SUPPLIED BY CIVIL TEST PTY LTD. REPORT NO. 1160044-1.
3. ALL SOFT SPOTS TO BE EXCAVATED DOWN TO APPROPRIATE DEPTH AND REPLACED WITH COMPACTED FILL TO 98% MMD IN 200MM LAYERS.
4. FURTHER GEOTECHNICAL ADVICE MAY BE REQUIRED.

CLIENT NAME:	
INNER WEST COUNCIL 7-15 Wetherill Street, Leichhardt NSW 2040	
PROJECT NAME:	
LEICHARDT PARK SKATE PARK 70 Mary Street, Lilyfield NSW 2040	
DRAWING TITLE:	
Engineering Details 05	
SCALE: N/A	DATE OF ISSUE: 17.02.2022
FORMAT / SIZE: A1	REFERENCE NO: 1821
DESIGN REVIEW: ND	APPROVAL: JM
DRAWING NUMBER:	
1821_CD 204	
REVISION:	
05	



-WARNING -
CONTRACTOR TO VERIFY LOCATION; DEPTH/CLEARANCE AND ALIGNMENT OF OVERHEAD AND UNDERGROUND SERVICES. CONTRACTOR TO ACQUIRE CURRENT AND RELEVANT DIAL BEFORE YOU DIG ONE CALL SERVICES DRAWINGS AND ADHERE TO ALL REQUIREMENTS FOR WORKS NEAR SERVICES INCLUDING CLEARANCES, EASEMENTS AND INFORMING SERVICE AUTHORITIES PRIOR TO COMMENCEMENT OF WORKS. THE LOCATIONS OF UNDERGROUND SERVICES INDICATED IN THIS SET OF DRAWINGS ARE INDICATIVE ONLY. PIT LOCATIONS HAVE BEEN SURVEYED BY A LICENSED SURVEYOR.

-SITE DIMENSIONS -
CONTRACTOR TO SATISFY THEMSELVES OF SITE CONDITIONS, CHANGES IN LEVEL AND DIMENSIONS PRIOR TO FABRICATION OF SITE SPECIFIC ITEMS OR PRIOR TO ORDERING/PURCHASING MATERIALS. WHERE DISCREPANCIES EXIST BETWEEN DRAWINGS AND SITE CONDITIONS CONTRACTOR TO NOTIFY SUPERINTENDENT PRIOR TO COMMENCEMENT OF WORKS.

-COPYRIGHT AND INTELLECTUAL PROPERTY RIGHTS -
ENLOCUS RETAINS THE INTELLECTUAL PROPERTY RIGHT IN RELATION TO THE CONTRACT MATERIAL. THE DESIGN AS REPRESENTED BY THE DRAWING SET AND ALL DETAILS, INGENUITY AND INNOVATION REMAIN THE PROPERTY OF ENLOCUS. REFER TO CONTRACT FOR IRREVOCABLE LICENSE GRANTED TO THE CLIENT AND COPYRIGHT ARRANGEMENT. © ENLOCUS 2019

DRAWING STATUS:

FOR COMMENT

REVISION STATUS:

05	For Comment	18.01.22
04	For Construction	27.08.21
03	For Construction	04.08.21
02B	For Review	25.06.21
02A	For Review	24.06.21

LANDSCAPE ARCHITECT CONSULTANT:

enlocus
ENLOCUS
Level 1, 151 St Georges Rd,
Fitzroy North, Victoria 3066
T : 03 9482 2202
W : www.enlocus.com

CONSULTANTS:

STRUCTURAL ENGINEER MATRIX ENGINEERING GROUP P/L 24/37 Kellor Park Drive Kellor Park, Victoria 3042 Tel : +613 9331 7522 www.matrixgroup.net.au	LIGHTING & ELECTRICAL: WEBB AUSTRALIA GROUP Level 6, 128 Exhibition St Melbourne VIC 3000 Tel : +613 9652 0333 www.webbaustralia.com.au
---	---

NOTES / LEGEND:

ENGINEERING NOTES:

- CONCRETE:
- CONCRETE STRENGTH N32 MPa.
 - CONCRETE THICKNESS 150MM SLOPES, 100MM PLATFORMS AND FLAT BOTTOM. UNO.
 - CONSTRUCTION JOINTS SHALL BE AT CONSTRUCTED MAXIMUM 6.0M OR AS PER DETAIL.
 - SAW CUTS TO BE SAWN AS SHOWN ON PLANS. SAW CUT DEPTH TO BE 30MM DEEP. CHECK REINFORCEMENT DETAIL FOR SAW CUT JOINT DETAILS.
 - FOR CURING, COVER FOR SEVEN DAYS WITH PLASTIC OR BY LIQUID MEMBRANE TO THE APPROPRIATE AUSTRALIAN STANDARD. APPLY WITHIN 1 HOUR OF CONCRETE FINISHING.
 - FINISH TO BE CLASS 1 METAL TROWEL TO ALL VERTICAL SURFACES. STEEL TROWEL FINISH TO PLATFORMS, FLAT BANKS, TRANSITIONS, ETC.
 - REFER TO A.S.3600 - CONCRETE STRUCTURES AND A.S.2870.2011 - RESIDENTIAL SLABS AND FOOTINGS.
- REINFORCEMENT:
- AS SHOWN.
 - TRIMMERS - 2 OF N12@2000 LONG TO ALL INTERNAL CORNERS.
 - BASE SLAB - SL82 MESH OR S12 (250 GRADE) @ 250 CRS EW.
 - VERTICAL WALLS - REFER TO RC WALL - REINFORCEMENT SCHEDULE CD201.
 - BLOCKS - AS SHOWN.
 - GRIND RAILS - SHALL BE 75X75X3MM DURAGAL RHS (UNLESS OTHERWISE STATED ON PLANS). ENDS MITRED AND ALL WELDS GRIND SMOOTH AND COLO GALVANISED. ALL GOLD GALVANISED AREAS TO HAVE GALMET DURAGAL SILVER PAINT APPLIED. APPLICATION TO BE NEAT AND CONSISTENT.
- EARTHWORKS:
- STABLE CLEAN FILL COMPACTED TO 98 % (MMD) PLACED AND COMPACTED IN 200MM LAYERS.
 - REFER TO SOIL REPORT FOR FURTHER DETAILS.
 - ALL SUBGROUND PREPARATION WORKS UNDER ALL CONCRETE PAVEMENTS AREAS AND LOW PROFILE RETAINING WALLS ARE TO BE PROTECTED, ROLLED AND COMPACTED AS PER RECOMMENDATIONS SET OUT IN THE GEOTECHNICAL REPORT SUPPLIED BY CIVIL TEST PTY LTD - REPORT NO. 1160044-1.
 - ALL SOFT SPOTS TO BE EXCAVATED DOWN TO APPROPRIATE DEPTH AND REPLACED WITH COMPACTED FILL TO 98% MMD IN 200MM LAYERS.
 - FURTHER GEOTECHNICAL ADVICE MAY BE REQUIRED.

CLIENT NAME:

INNER WEST COUNCIL
7-15 Wetherill Street, Leichhardt
NSW 2040

PROJECT NAME:

LEICHHARDT PARK SKATE PARK
70 Mary Street,
Lilyfield NSW 2040

DRAWING TITLE:

Drainage Details

SCALE:	N/A	DATE OF ISSUE:	17.02.2022
FORMAT / SIZE:	A1	REFERENCE NO:	1821
DESIGN REVIEW:	ND	APPROVAL:	JM

DRAWING NUMBER: REVISION:

1821_CD 205 05

Technical drawing showing a cross-section and plan view of a wheel stop detail. The drawing includes dimensions and material specifications for various components.

Dimensions:

- Overall width: 900
- Wheel stop width: 150
- Distance from kerb to wheel stop: 300
- Distance from wheel stop to edge: 450
- Distance from kerb to edge: 150
- Distance from kerb to wheel stop (inner): 110
- Distance from wheel stop to edge (inner): 40
- Distance from wheel stop to edge (outer): 450
- Distance from wheel stop to edge (inner, bottom): 150
- Distance from wheel stop to edge (inner, bottom): 40

Material Specifications:

- BARRIER KERB & CHANNEL AS PER RMS SPECIFICATIONS OR COUNCIL APPROVED EQUIVALENT.
- 10MM NEOPRENE EXPANSION FOAM WITH BLACK SILICON SIKAFLEX OR EQUIVALENT
- SL82 MESH PLACED TOP. 30 MIN. COVER
- FOR CONCRETE TYPE AND FINISH REFER CD006.
- 50MM BEDDING SAND OR FCR 80% FINES 20% 4MM
- 1650 X 150 X 100MM HIGH ULTIMATE RUBBER WHEEL STOP COLOUR 'BLACK' SUPPLIED BY SAFETY XPRESS PH-1300 049 246 OR APPROVED EQUIVALENT. REFER TO MANUFACTURERS INSTALLATION SPECIFICATION.
- 35mm THICKNESS OF SIZE 10mm HMA, TYPE N.
- 65mm THICKNESS OF SIZE 14mm HMA, TYPE N.
- 200mm THICKNESS OF CLASS 2 COMPACTED FCR IN 150mm MAXIMUM LAYERS.
- COMPACTED FILL - REFER TO NOTES AND GEOTECHNICAL REPORT

NOTE:
1. GRATED SIDE ENTRY PIT TO SUIT BARRIER KERB & CHANNEL AS PER RMS SPECIFICATIONS, SUPPLIED BY AUS FITS PH: 1300 408 883 OR APPROVED EQUIVALENT.

SET OUT POINT

LINTEL TO SUIT BARRIER KERB. REFER TO CD210_D

685

1300

150

BACK OF KERB

LIP OF KERB

BARRIER KERB. REFER TO CD210_B FOR DETAILS.

2 NOS. M/S GRATE UNITS, HOT DIPPED GALVANIZED TO AS 1650

GRATED SIDE ENTRY PIT TO SUIT BARRIER KERB & CHANNEL AS PER RMS SPECIFICATIONS. GRATED PIT LID TO BE SUPPLIED BY AUS PITTS PH: 1300 408 883 OR APPROVED EQUIVALENT.

CONCRETE LINTEL TO SUIT BARRIER KERB & CHANNEL. REFER TO CD210_D

10MM NEOPRENE EXPANSION FOAM WITH BLACK SILICON SIKAFLEX OR EQUIVALENT

SL82 MESH PLACED TOP. 30 MIN. COVER

FOR CONCRETE TYPE AND FINISH REFER CD006

50MM BEDDING SAND OR FCR 80% FINES 20% 4MM

REFER TO DRAINAGE PLAN CD008 FOR PIPE DETAILS.

1650 X 150 X 100MM HIGH ULTIMATE RUBBER WHEEL STOP COLOUR BLACK SUPPLIED BY SAFETY XPRESS PH: 1300 049 246 OR APPROVED EQUIVALENT. REFER TO MANUFACTURERS INSTALLATION SPECIFICATION.

35mm THICKNESS OF SIZE 10mm HMA, TYPE N.

65mm THICKNESS OF SIZE 14mm HMA, TYPE N.

200mm THICKNESS OF CLASS 2 COMPACTED FCR IN 150mm MAXIMUM LAYERS.

COMPACTED FILL - REFER TO NOTES AND GEOTECHNICAL REPORT

N12 BAR @ 150 CTS. WITH N12 HORIZONTAL BAR @ 150 CTS. TIED TO N12 BENT BAR.

N12 BAR 900MM LONG @ 150CTS. BENT TO ANGLE WITH N12 HORIZONTAL BAR @ 150 CTS. TIED TO SL82 MESH.

50MM BEDDING SAND OR FCR 80% FINES 20% 4MM

SL82 CENTRALLY PLACED. MIN 50MM COVER.

Dimensions: 215, 150, 685, 65, 150, 140, 110, 232, 75, 50 MIN, 150, 750, 150.

Diagram illustrating the cross-section of a concrete curb and gutter assembly, showing various layers and dimensions:

- Barrier Kerb:** As per RMS specifications or council approved equivalent.
- 10mm Neoprene Expansion Foam:** With black silicon sealant (SikaFlex or equivalent).
- SL82 Mesh:** Placed top, 30 mm cover.
- Concrete Type and Finish:** Refer CD006.
- 50mm Bedding Sand or FCR:** 80% fines 20% 4mm.
- Dimensions:**
 - 150mm (Total width of curb)
 - 110mm (Top width of curb)
 - 40mm (Height of curb)
 - 150mm (Height of gutter channel)
 - 200mm (Width of gutter channel)
 - 200mm (Width of compacted fill)
- Material Layers:**
 - 35mm thickness of size 10mm HMA, type N.
 - 65mm thickness of size 14mm HMA, type N.
 - 200mm thickness of class 2 compacted FCR in 150mm maximum layers.
 - Compacted fill (Refer to notes and geotechnical report).
- Line of Kerb:** Indicated on the right side.

EXPANSION JOINT - 10MM THK SELF EXPANDING CORK OR APPROVED EQUIVALENT

BARRIER KERB & CHANNEL. REFER TO CD777_A FOR DETAILS.

BACK OF KERB

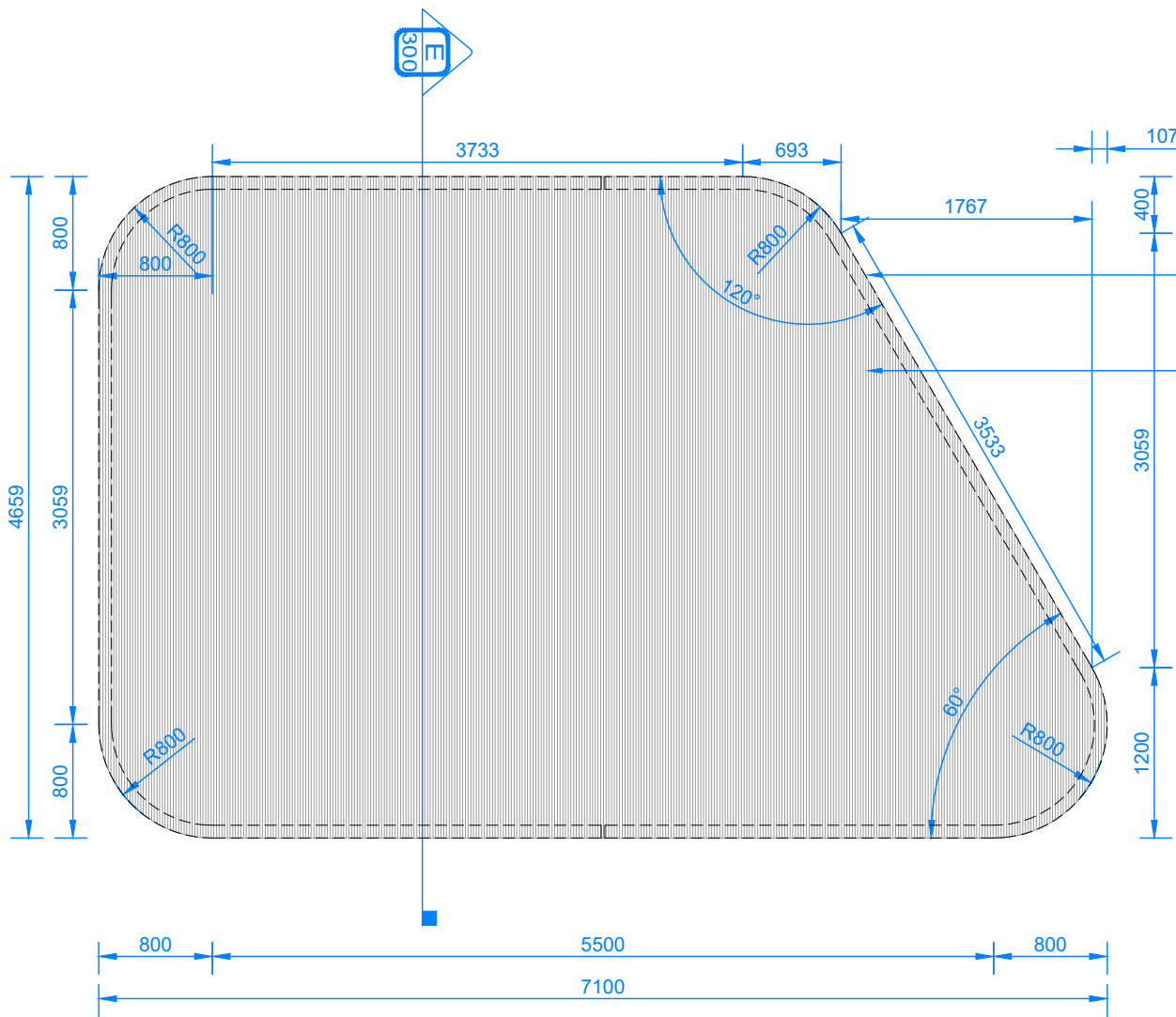
LINE OF KERB

LIP OF KERB

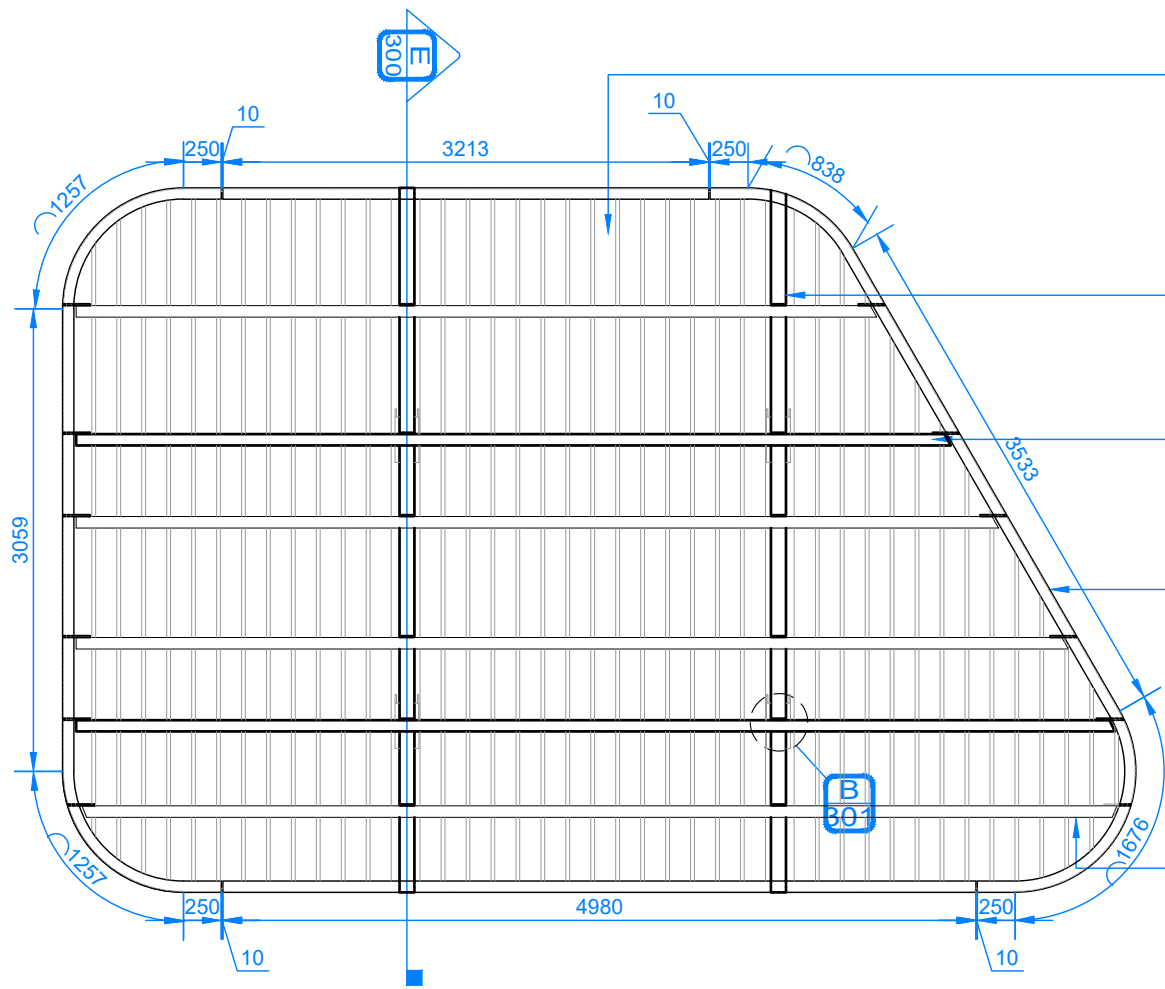
150

300

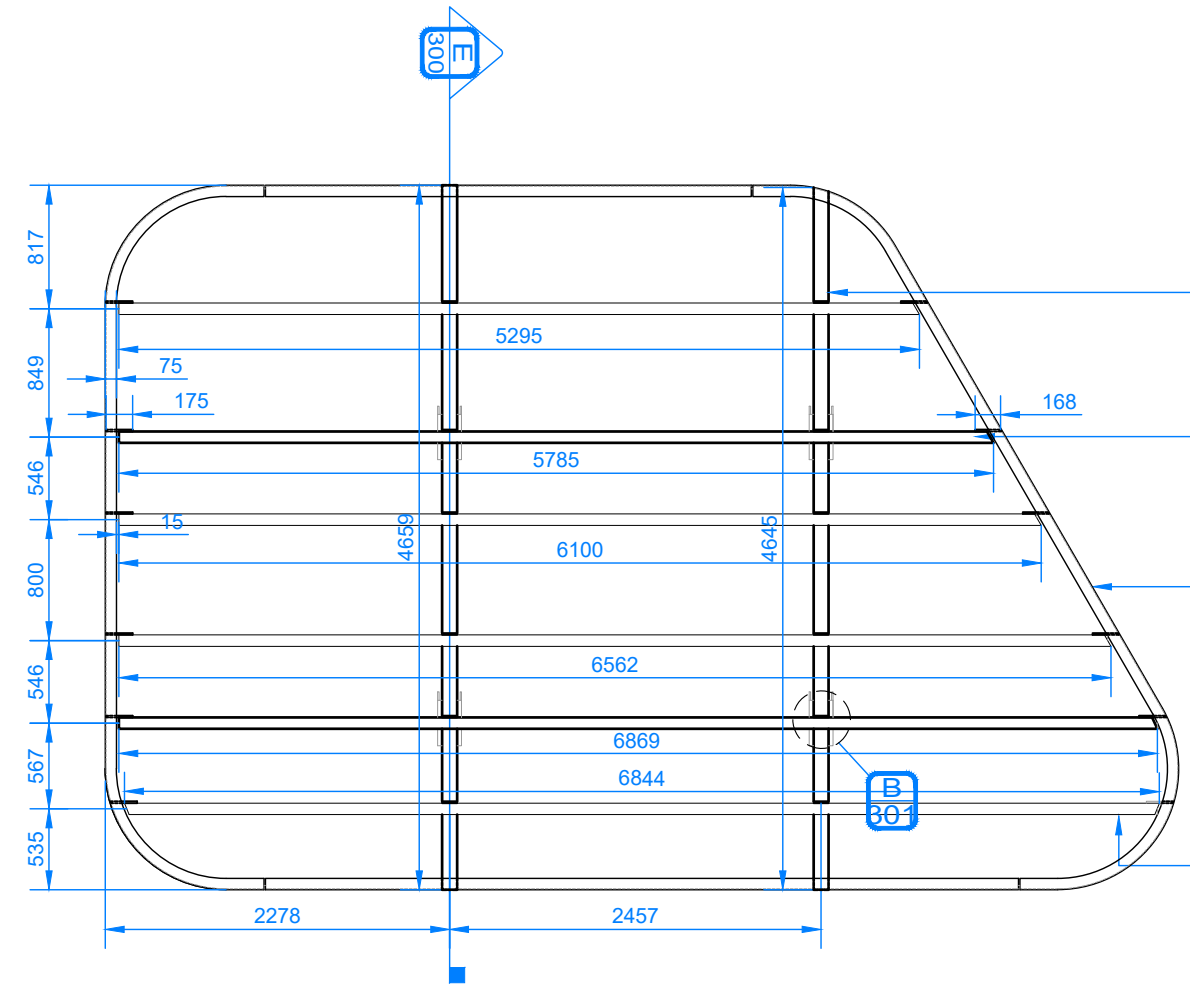
1821 CD 210 05



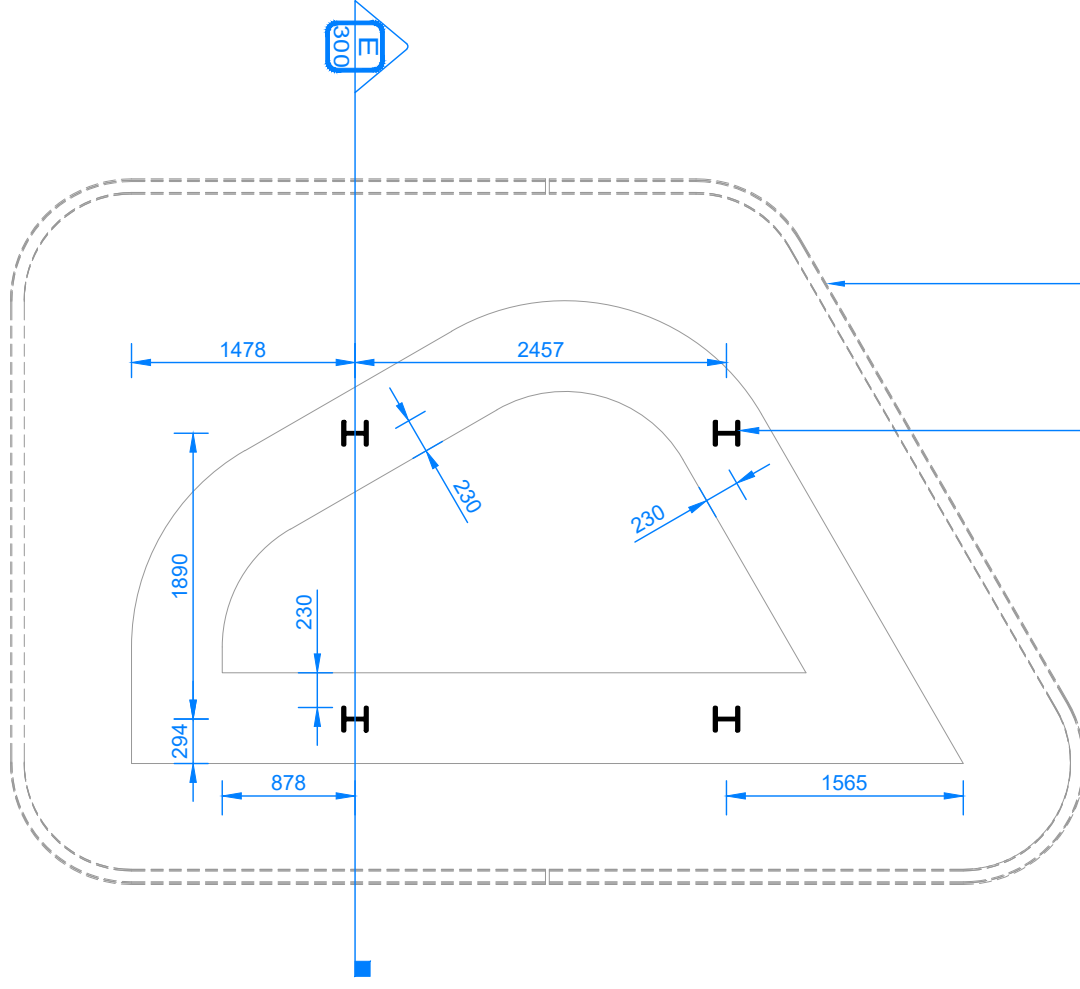
A SHELTER CANOPY - PLAN SCALE 1:50



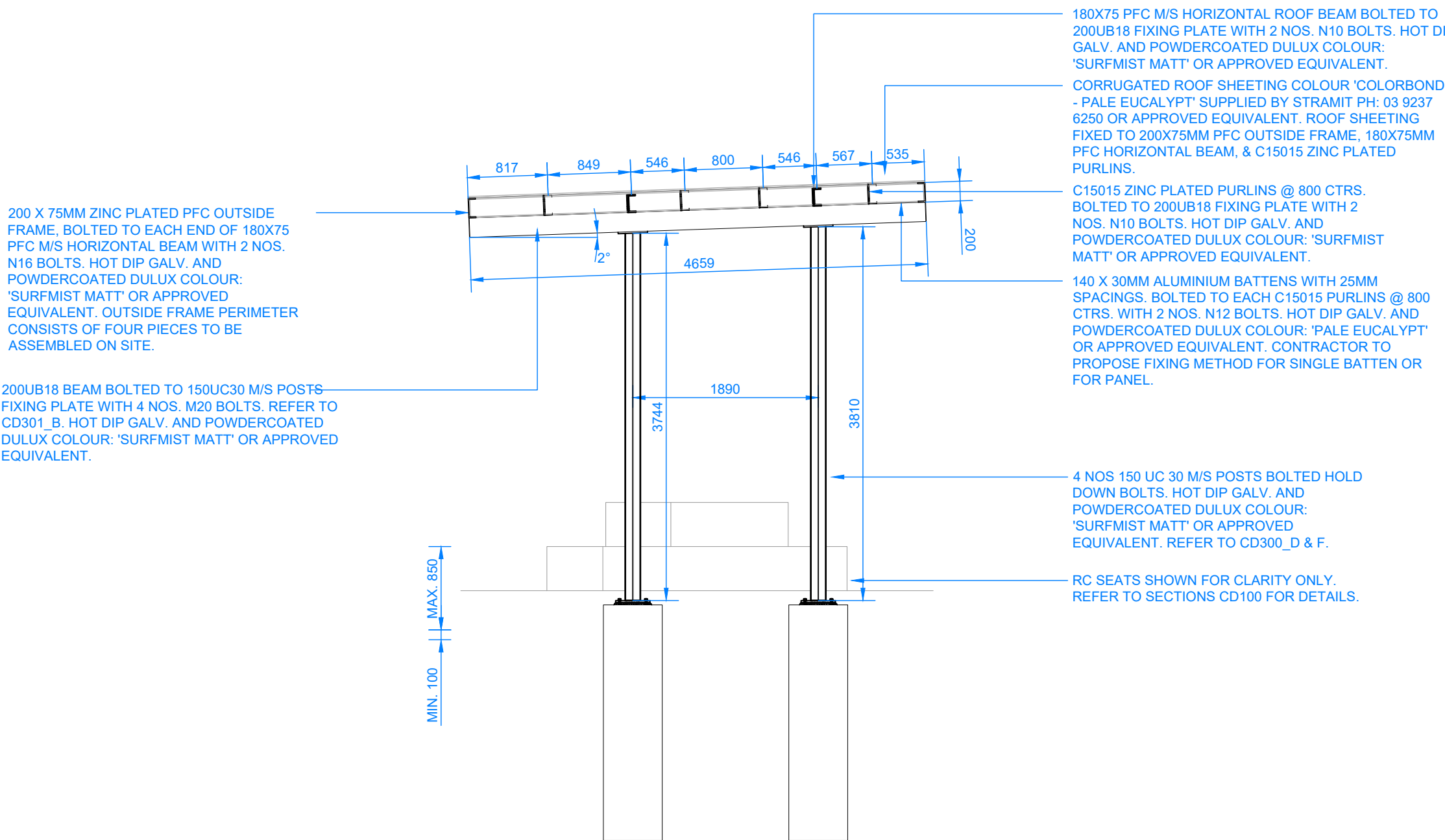
B SHELTER CANOPY STRUCTURAL - PLAN SCALE 1:50



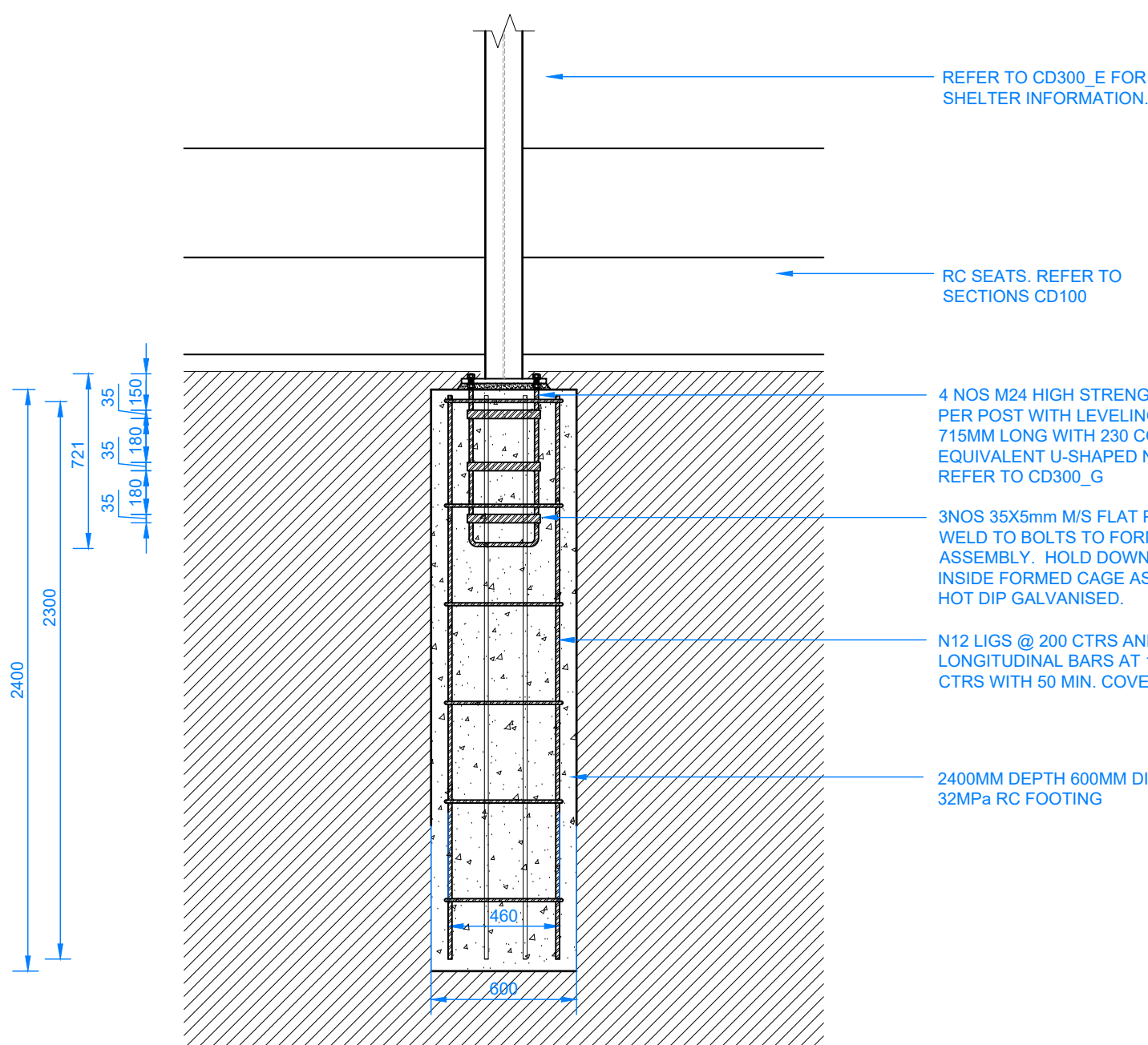
C BEAMS, JOISTS AND PURLIN DIMENSIONS SCALE 1:50



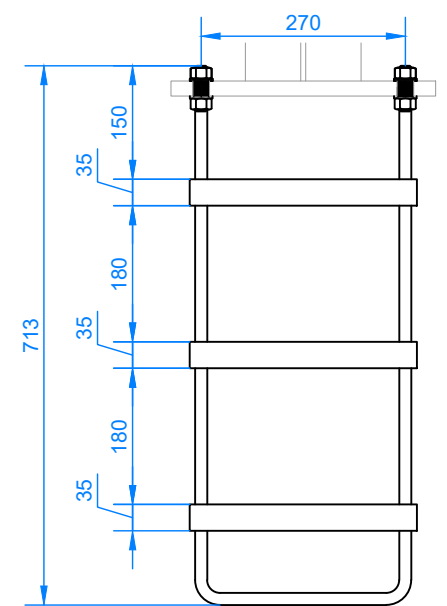
D BEAMS, JOISTS AND PURLIN DIMENSIONS SCALE 1:50



E SHELTER - SECTION A-A SCALE 1:50



F SHELTER FOOTING TYPICAL DETAIL SCALE 1:25



G HOLD DOWN BOLT - SIDE ELEVATION SCALE 1:10

NOTE:
CONTRACTOR TO PROVIDE SHOP
DRAWINGS OF SHELTER FOR
APPROVAL BY SUPERINTENDENT
PRIOR TO FABRICATION.

- WARNING -
CONTRACTOR TO VERIFY LOCATION; DEPTH/CLEARANCE AND ALIGNMENT OF OVERHEAD AND UNDERGROUND SERVICES. CONTRACTOR TO ACQUIRE CURRENT AND RELEVANT DIAL BEFORE YOU DIG ONE CALL SERVICES DRAWINGS AND ADHERE TO ALL REQUIREMENTS FOR WORKS NEAR SERVICES INCLUDING CLEARANCES, EASEMENTS AND INFORMING SERVICE AUTHORITIES PRIOR TO COMMENCEMENT OF WORKS. THE LOCATIONS OF UNDERGROUND SERVICES INDICATED IN THIS SET OF DRAWINGS ARE INDICATIVE ONLY. PIT LOCATIONS HAVE BEEN SURVEYED BY A LICENSED SURVEYOR.

- SITE DIMENSIONS -
CONTRACTOR TO SATISFY THEMSELVES OF SITE CONDITIONS, CHANGES IN LEVEL AND DIMENSIONS PRIOR TO FABRICATION OF SITE SPECIFIC ITEMS OR PRIOR TO ORDERING/PURCHASING MATERIALS. WHERE DISCREPANCIES EXIST BETWEEN DRAWINGS AND SITE CONDITIONS CONTRACTOR TO NOTIFY SUPERINTENDENT PRIOR TO COMMENCEMENT OF WORKS.

- COPYRIGHT AND INTELLECTUAL PROPERTY RIGHTS -
ENLOCUS RETAINS THE INTELLECTUAL PROPERTY RIGHT IN RELATION TO THE CONTRACT MATERIAL. THE DESIGN AS REPRESENTED BY THE DRAWING SET AND ALL DETAILS, INGENUITY AND INNOVATION REMAIN THE PROPERTY OF ENLOCUS. REFER TO CONTRACT FOR IRREVOCABLE LICENSE GRANTED TO THE CLIENT AND COPYRIGHT ARRANGEMENT. © ENLOCUS 2019

DRAWING STATUS:

FOR COMMENT

REVISION STATUS:

05	For Comment	18.01.22
04	For Construction	27.08.21
03	For Construction	04.08.21
02B	For Review	25.06.21
02A	For Review	24.06.21

LANDSCAPE ARCHITECT CONSULTANT:

enlocus
ENLOCUS
Level 1, 151 St Georges Rd,
Fitzroy North, Victoria 3066
T : 03 9482 2202
W : www.enlocus.com

CONSULTANTS:

STRUCTURAL ENGINEER MATRIX ENGINEERING GROUP 24/37 Kellor Park Drive Kellor Park, Victoria 3042 Tel : +613 9331 7522 www.matrixgroup.net.au	LIGHTING & ELECTRICAL: WEBB AUSTRALIA GROUP Level 6, 128 Exhibition St Melbourne VIC 3000 Tel : +613 9652 0333 www.webbaustralia.com.au
---	---

NOTES / LEGEND:

ENGINEERING NOTES:

- CONCRETE:
1. CONCRETE STRENGTH: N32 MPA.
 2. CONCRETE THICKNESS 150MM SLOPES, 100MM PLATFORMS AND FLAT BOTTOM. UNO.
 3. CONSTRUCTION JOINTS SHALL BE AT CONSTRUCTED MAXIMUM 6.0M OR AS PER DETAIL.
 4. SAW CUTS TO BE SAWN AS SHOWN ON PLANS. SAW CUT DEPTH TO BE 30MM DEEP. CHECK REINFORCEMENT DETAIL FOR SAW CUT JOINT DETAILS.
 5. FOR CURING, COVER FOR SEVEN DAYS WITH PLASTIC, OR BY LIQUID MEMBRANE TO THE APPROPRIATE AUSTRALIAN STANDARD. APPLY WITHIN 1 HOUR OF CONCRETE FINISHING.
 6. FINISH TO BE CLASS 1 METAL TROWEL TO ALL VERTICAL SURFACES. STEEL TROWEL FINISH TO PLATFORMS, FLAT BANKS, TRANSITIONS, ETC.
 7. REFER TO A.3.3600 - CONCRETE STRUCTURES AND A.5.2870.2011 - RESIDENTIAL SLABS AND FOOTINGS.
- REINFORCEMENT:
1. AS SHOWN.
 2. TRIMMERS - 2 OF N12x2000 LONG TO ALL INTERNAL CORNERS.
 3. BASE SLAB - SL82 MESH OR S12 (250 GRADE) @ 250 CRS EW.
 4. VERTICAL WALLS - REFER TO RC WALL - REINFORCEMENT SCHEDULE CD201.
 5. BLOCKS - AS SHOWN.
 6. GRIND RAILS - SHALL BE 75X75X3MM DURAGAL R/S (UNLESS OTHERWISE STATED ON PLANS). ENDS MITRED AND ALL WELDS GRIND SMOOTH AND COLO GALVANISED. ALL COLO GALVANISED AREAS TO HAVE GALMET DURAGAL SILVER PAINT APPLIED. APPLICATION TO BE NEAT AND CONSISTENT.
- EARTHWORKS:
1. STABLE CLEAN FILL COMPACTED TO 98 % (MMD) PLACED AND COMPACTED IN 200MM LAYERS.
 2. REFER TO SOIL REPORT FOR FURTHER DETAILS.
 3. ALL SUBGROUND PREPARATION WORKS UNDER ALL CONCRETE PAVEMENTS AREAS AND LOW PROFILE RETAINING WALLS ARE TO BE PROTECTED, ROLLED AND COMPACTED AS PER RECOMMENDATIONS SET OUT IN THE GEOTECHNICAL REPORT SUPPLIED BY CIVIL TEST PTY LTD - REPORT NO. 1160044-1.
 4. ALL SOFT SPOTS TO BE EXCAVATED DOWN TO APPROPRIATE DEPTH AND REPLACED WITH COMPACTED FILL TO 98% MMD IN 200MM LAYERS.
 5. FURTHER GEOTECHNICAL ADVICE MAY BE REQUIRED.

CLIENT NAME:

INNER WEST COUNCIL
7-15 Wetherill Street, Leichhardt
NSW 2040

PROJECT NAME:

LEICHHARDT PARK SKATE PARK
70 Mary Street,
Lilyfield NSW 2040

DRAWING TITLE:

Steel Shelter Details 01

SCALE: N/A DATE OF ISSUE: 17.02.2022
FORMAT / SIZE: A1 REFERENCE NO: 1821
DESIGN REVIEW: ND APPROVAL: JM

DRAWING NUMBER: REVISION:

1821_CD 300 05

NOTE:
1. ALL FASTENING SCREWS MUST CONFROM TO AS3566 - CLASS 3, HEXAGON HEADED WITH SEALING WASHERS.
2. STRAMIT CORRUGATED CLADDING TO BE FIXED AT EACH SHS JOISTS AS PER MANUFACTURER'S SPECIFICATIONS

STRAMIT CORRUGATED CLADDING TO BE FIXED WITH 3 FASTENERS PER SHEET AS PER MANUFACTURER'S SPECIFICATIONS, MIN 50MM OVERLAP BETWEEN SHEETS. SHEET COLOUR: COLOURBOND DEEP OCEAN OR APPROVED EQUIVALENT.

N12 X 30MM SELF DRILLING AND THREADING SCREWS FOR FIXING CORRUGATED ROOF CLADDING TO SHS JOISTS, HEXAGON HEADED WITH SEALING WASHERS, 3 FASTENERS PER SHEET.

50 MM MIN. LAP

A
301 ROOF PANEL LAPPING DETAIL

SCALE 1:5

16 STIFFENER PLATE
EACH SIDE OF WEB, 8
CFW ALL AROUND.

16 CAP PLATE
6 CFW ALL AROUND
4NOS M20 8.8/S BOLTS

B
301 COLUMN AND BEAM CONNECTION

SCALE 1:5

200 X 75MM ZINC PLATED PFC OUTSIDE FRAME, BOLTED TO EACH END OF 180X75 PFC M/S HORIZONTAL BEAM WITH 2 NOS. N16 BOLTS. POWDERCOATED DULUX COLOUR: 'SURFMIST MATT' OR APPROVED EQUIVALENT. OUTSIDE FRAME PERIMETER CONSISTS OF FOUR PIECES TO BE ASSEMBLED ON SITE.

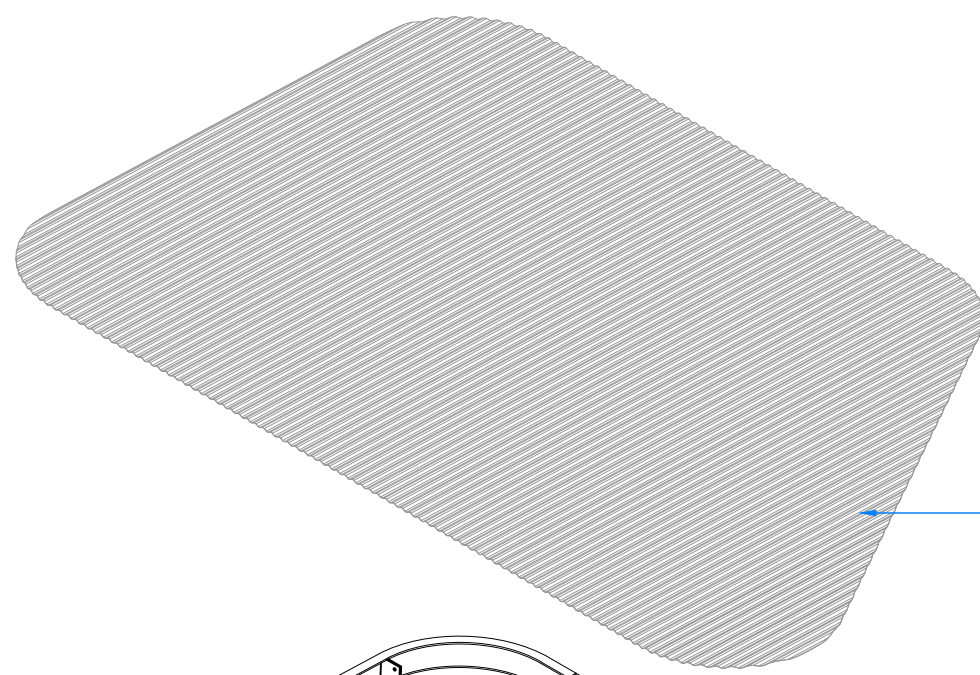
140 X 30MM ALUMINIUM BATTENS WITH 25MM SPACINGS, BOLTED TO EACH C15015 PURLINS @ 800 CTRS. WITH 2 NOS. N12 BOLTS. POWDERCOATED DULUX COLOUR: 'PALE EUCALPYT' OR APPROVED EQUIVALENT. CONTRACTOR TO PROPOSE FIXING METHOD FOR SINGLE BATTEN OR FOR PANEL.

4 NOS 150 UC 30 M/S POSTS BOLTED HOLD DOWN BOLTS. HOT DIP GALV. AND POWDERCOATED DULUX COLOUR: 'SURFMIST MATT' OR APPROVED EQUIVALENT. REFER TO CD300_D & F.

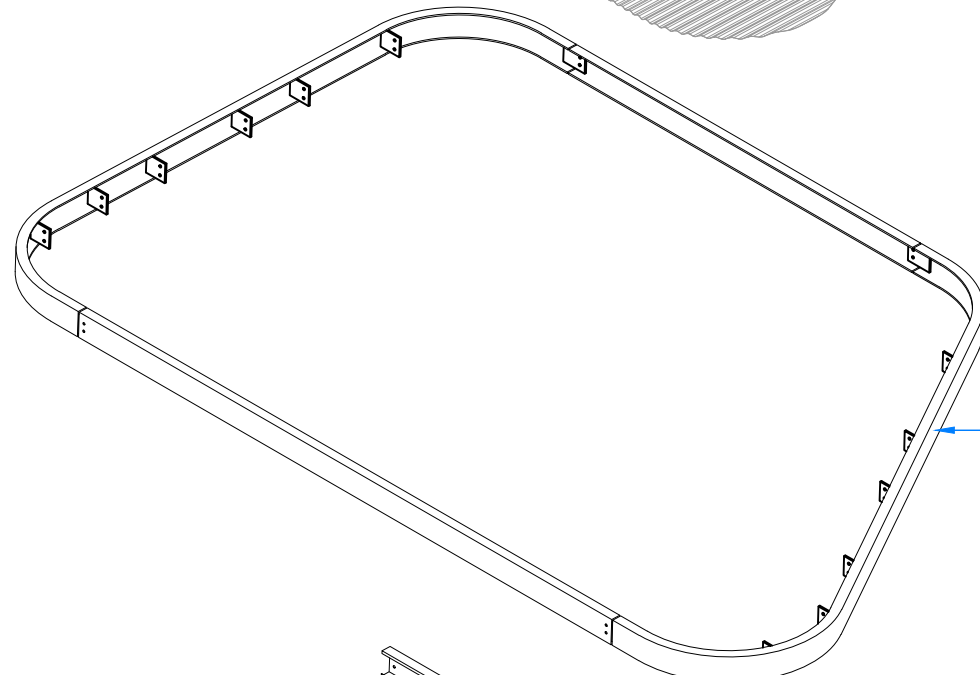
RC SEATS SHOWN FOR CLARITY ONLY. REFER TO SECTIONS CD100 FOR DETAILS.

F
301 ASSEMBLED SHELTER - FRONT ELEVATION

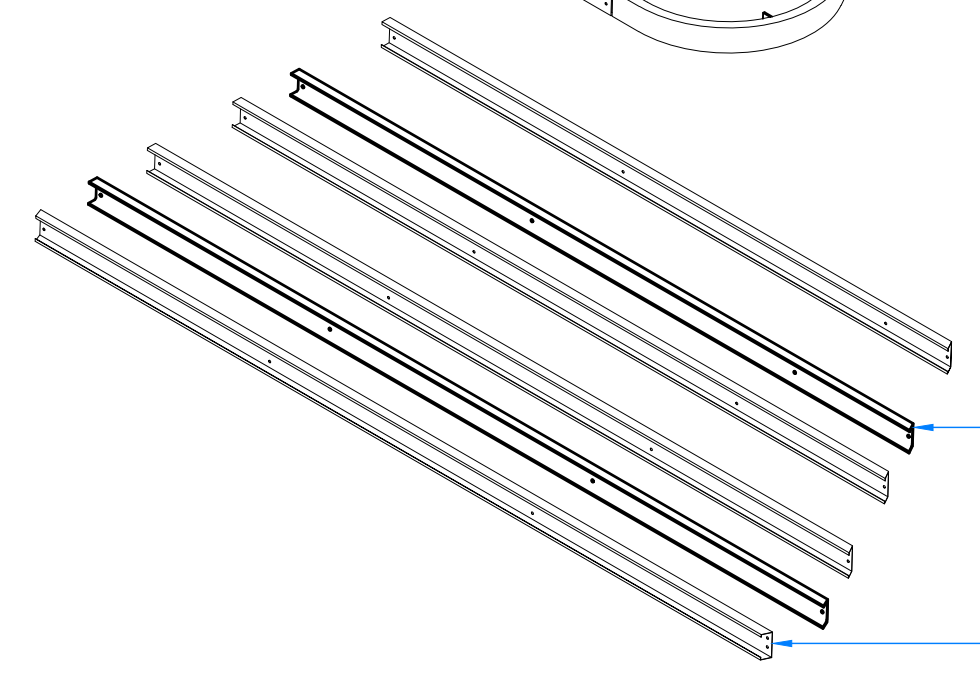
SCALE 1:50



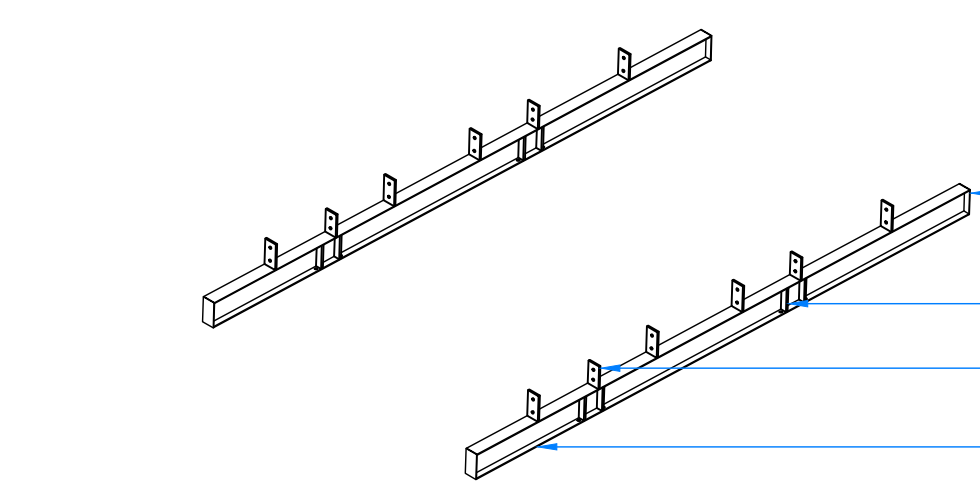
CORRUGATED ROOF SHEETING COLOUR 'COLORBOND - PALE EUCALYPT' SUPPLIED BY STRAMIT PH: 03 9237 6250 OR APPROVED EQUIVALENT. ROOF SHEETING FIXED C15015 PURLINS.



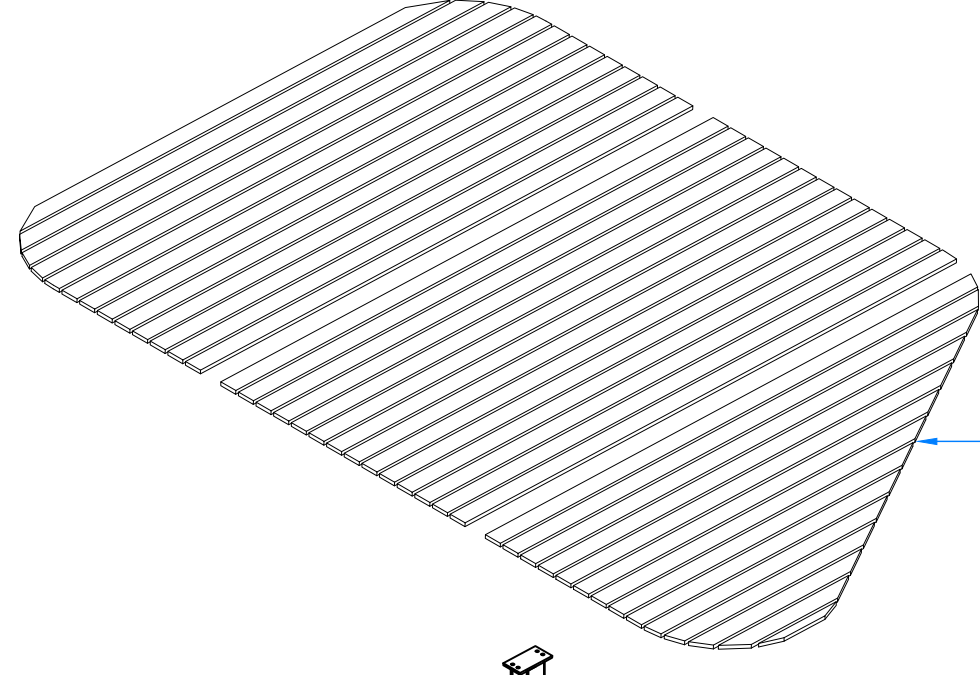
200 X 75MM ZINC PLATED PFC OUTSIDE FRAME, BOLTED TO EACH END OF 180X75 PFC M/S HORIZONTAL BEAM WITH 2 NOS. N16 BOLTS. HOT DIP GALV. AND POWDERCOATED DULUX COLOUR: 'SURFMIST MATT' OR APPROVED EQUIVALENT. OUTSIDE FRAME PERIMETER CONSISTS OF FOUR PIECES TO BE ASSEMBLED ON SITE.



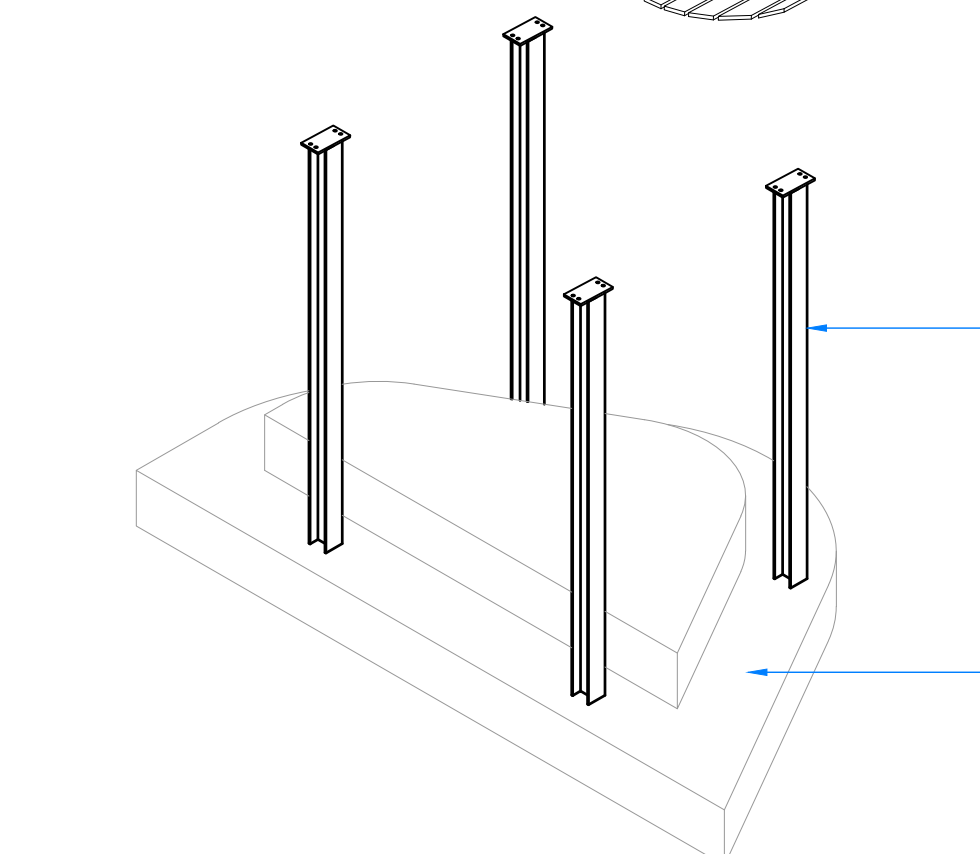
180X75 PFC M/S HORIZONTAL ROOF BEAM BOLTED TO 200UB18 FIXING PLATE WITH 2 NOS. N10 BOLTS. HOT DIP GALV. AND POWDERCOATED DULUX COLOUR: 'SURFMIST MATT' OR APPROVED EQUIVALENT.



C15015 ZINC PLATED PURLINS @ 800 CTRS. BOLTED TO 200UB18 FIXING PLATE WITH 2 NOS. N10 BOLTS. HOT DIP GALV. AND POWDERCOATED DULUX COLOUR: 'SURFMIST MATT' OR APPROVED EQUIVALENT.



140 X 30MM ALUMINIUM BATTENS WITH 25MM SPACINGS, BOLTED TO EACH C15015 PURLINS @ 800 CTRS. WITH 2 NOS. N12 BOLTS. HOT DIP GALV. AND POWDERCOATED DULUX COLOUR: 'PALE EUCALPYT' OR APPROVED EQUIVALENT. CONTRACTOR TO PROPOSE FIXING METHOD FOR SINGLE BATTEN OR FOR PANEL.



4 NOS 150 UC 30 M/S POSTS BOLTED HOLD DOWN BOLTS. HOT DIP GALV. AND POWDERCOATED DULUX COLOUR: 'SURFMIST MATT' OR APPROVED EQUIVALENT. REFER TO CD300_D & F.

RC SEATS SHOWN FOR CLARITY ONLY. REFER TO SECTIONS CD100 FOR DETAILS.

G
301 SHELTER - COMPONENTS DIAGRAM

SCALE 1:50

NOTE:
CONTRACTOR TO PROVIDE SHOP DRAWINGS OF SHELTER FOR APPROVAL BY SUPERINTENDENT PRIOR TO FABRICATION.

-WARNING -
CONTRACTOR TO VERIFY LOCATION; DEPTH/CLEARANCE AND ALIGNMENT OF OVERHEAD AND UNDERGROUND SERVICES. CONTRACTOR TO ACQUIRE CURRENT AND RELEVANT 'DIAL BEFORE YOU DIG' ONE CALL' SERVICES DRAWINGS AND ADHERE TO ALL REQUIREMENTS FOR WORKS NEAR SERVICES INCLUDING CLEARANCES, EASEMENTS AND INFORMING SERVICE AUTHORITIES PRIOR TO COMMENCEMENT OF WORKS. THE LOCATIONS OF UNDERGROUND SERVICES INDICATED IN THIS SET OF DRAWINGS ARE INDICATIVE ONLY. PIT LOCATIONS HAVE BEEN SURVEYED BY A LICENSED SURVEYOR.

- SITE DIMENSIONS -
CONTRACTOR TO SATISFY THEMSELVES OF SITE CONDITIONS, CHANGES IN LEVEL AND DIMENSIONS PRIOR TO FABRICATION OF SITE SPECIFIC ITEMS OR PRIOR TO ORDERING/PURCHASING MATERIALS. WHERE DISCREPANCIES EXIST BETWEEN DRAWINGS AND SITE CONDITIONS CONTRACTOR TO NOTIFY SUPERINTENDENT PRIOR TO COMMENCEMENT OF WORKS.

- COPYRIGHT AND INTELLECTUAL PROPERTY RIGHTS -
ENLOCUS RETAINS THE INTELLECTUAL PROPERTY RIGHT IN RELATION TO THE CONTRACT MATERIAL. THE DESIGN AS REPRESENTED BY THE DRAWING SET AND ALL DETAILS, INGENUITY AND INNOVATION REMAIN THE PROPERTY OF ENLOCUS. REFER TO CONTRACT FOR IRREVOCABLE LICENSE GRANTED TO THE CLIENT AND COPYRIGHT ARRANGEMENT. © ENLOCUS 2019

DRAWING STATUS:

FOR COMMENT

REVISION STATUS:

	For Comment	18.01.22
04	For Construction	27.08.21
03	For Construction	04.08.21
02B	For Review	25.06.21
02A	For Review	24.06.21

LANDSCAPE ARCHITECT CONSULTANT:

enlocus
ENLOCUS
Level 1, 151 St Georges Rd,
Fitzroy North, Victoria 3066
T : 03 9482 2202
W : www.enlocus.com

CONSULTANTS:

STRUCTURAL ENGINEER	LIGHTING & ELECTRICAL:
MATRIX ENGINEERING GROUP P/L 24/37 Kellor Park Drive Kellor Park, Victoria 3042 Tel : +613 9331 7522 www.matrixgroup.net.au	WEBB AUSTRALIA GROUP Level 6, 128 Exhibition St Melbourne VIC 3000 Tel : +613 9652 0333 www.webbaustralia.com.au

NOTES / LEGEND:

ENGINEERING NOTES:

- CONCRETE:
- CONCRETE STRENGTH: N32 MPA.
 - CONCRETE THICKNESS: 150MM SLOPES, 100MM PLATFORMS AND FLAT BOTTOM, UNO.
 - CONSTRUCTION JOINTS SHALL BE AT CONSTRUCTED MAXIMUM 6.0M OR AS PER DETAIL.
 - SAW CUTS TO BE SAWN AS SHOWN ON PLANS. SAW CUT DEPTH TO BE 30MM DEEP. CHECK REINFORCEMENT DETAIL FOR SAW CUT JOINT DETAILS.
 - FOR CURING, COVER FOR SEVEN DAYS WITH PLASTIC, OR BY LIQUID MEMBRANE, TO THE APPROPRIATE AUSTRALIAN STANDARD. APPLY WITHIN 1 HOUR OF CONCRETE FINISH.
 - FINISH TO BE CLASS 1 METAL TROWEL TO ALL VERTICAL SURFACES. STEEL TROWEL FINISH TO PLATFORMS, FLAT BANKS, TRANSITIONS, ETC.
 - REFER TO S.3.3600 - CONCRETE STRUCTURES AND S.2870.2011 - RESIDENTIAL SLABS AND FOOTINGS.
- REINFORCEMENT:
- AS SHOWN.
 - TRIMMERS - 2 OF N12@2000 LONG TO ALL INTERNAL CORNERS.
 - BASE SLAB - SL82 MESH OR S12 (250 GRADE) @ 250 CRS EW.
 - VERTICAL WALLS - REFER TO RC WALL - REINFORCEMENT SCHEDULE CD201.
 - BLOCKS - AS SHOWN.
 - GRIND RAILS - SHALL BE 75X75X3MM DURALGAL RHS (UNLESS OTHERWISE STATED ON PLANS). ENDS MITRED AND ALL WELDS GRIND SMOOTH AND COLO GALVANISED. ALL COLD GALVANISED AREAS TO HAVE 'GALMET' DURALGAL SILVER PAINT APPLIED. APPLICATION TO BE NEAT AND CONSISTENT.
- EARTHWORKS:
- STABLE CLEAN FILL COMPACTED TO 98 % (MMD) PLACED AND COMPACTED IN 200MM LAYERS.
 - REFER TO SOIL REPORT FOR FURTHER DETAILS.
 - ALL SUBGROUND PREPARATION WORKS UNDER ALL CONCRETE PAVEMENTS AREAS AND LOW PROFILE RETAINING WALLS ARE TO BE PROTECTED, ROLLED AND COMPACTED AS PER RECOMMENDATIONS SET OUT IN THE GEOTECHNICAL REPORT SUPPLIED BY CIVIL TEST PTY LTD - REPORT NO. 116084-1.
 - ALL SOFT SPOTS TO BE EXCAVATED DOWN TO APPROPRIATE DEPTH AND REPLACED WITH COMPACTED FILL TO 98% MMD IN 200MM LAYERS.
 - FURTHER GEOTECHNICAL ADVICE MAY BE REQUIRED.

CLIENT NAME:

INNER WEST COUNCIL
7-15 Wetherill Street, Leichhardt
NSW 2040

PROJECT NAME:

LEICHHARDT PARK SKATE PARK
70 Mary Street,
Lilyfield NSW 2040

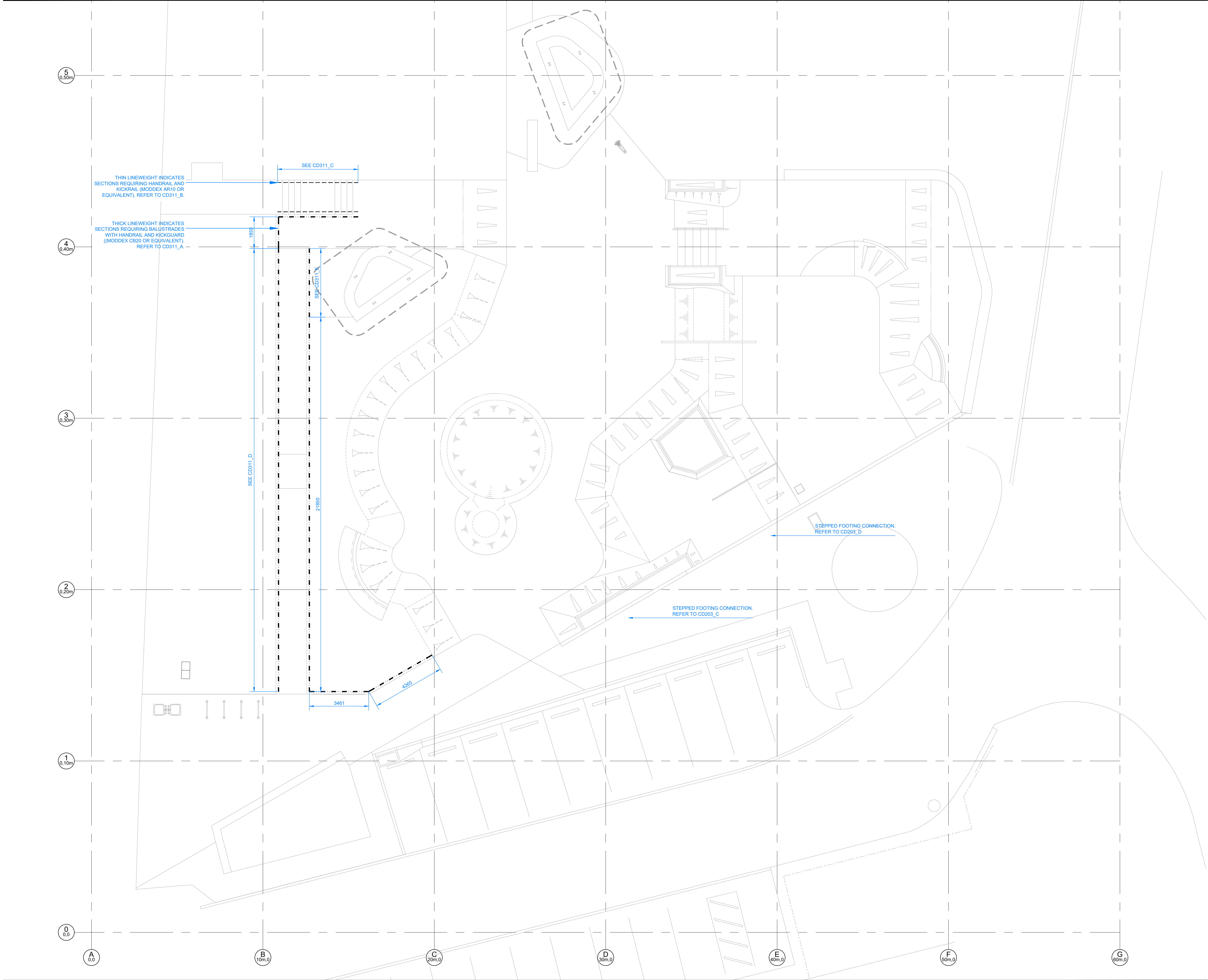
DRAWING TITLE:

Steel Shelter Details 02

SCALE:	N/A	DATE OF ISSUE:	17.02.2022
FORMAT / SIZE:	A1	REFERENCE NO:	1821
DESIGN REVIEW:	ND	APPROVAL:	JM

DRAWING NUMBER: 1821_CD 301

REVISION: 05



-WARNING -
CONTRACTOR TO VERIFY LOCATION; DEPTH/CLEARANCE AND ALIGNMENT OF OVERHEAD AND UNDERGROUND SERVICES. CONTRACTOR TO ACQUIRE CURRENT AND RELEVANT 'DIAL BEFORE YOU DIG' ONE CALL SERVICES. DRAWINGS AND ADHERE TO ALL REQUIREMENTS FOR WORKS NEAR SERVICES INCLUDING CLEARANCES, EASEMENTS AND INFORMING SERVICE AUTHORITIES PRIOR TO COMMENCEMENT OF WORKS. THE LOCATIONS OF UNDERGROUND SERVICES INDICATED IN THIS SET OF DRAWINGS ARE INDICATIVE ONLY. PIT LOCATIONS HAVE BEEN SURVEYED BY A LICENSED SURVEYOR.

- SITE DIMENSIONS -
CONTRACTOR TO SATISFY THEMSELVES OF SITE CONDITIONS, CHANGES IN LEVEL AND DIMENSIONS PRIOR TO FABRICATION OF SITE SPECIFIC ITEMS OR PRIOR TO ORDERING/PURCHASING MATERIALS. WHERE DISCREPANCIES EXIST BETWEEN DRAWINGS AND SITE CONDITIONS CONTRACTOR TO NOTIFY SUPERINTENDENT PRIOR TO COMMENCEMENT OF WORKS.

- COPYRIGHT AND INTELLECTUAL PROPERTY RIGHTS -
ENLOCUS RETAINS THE INTELLECTUAL PROPERTY RIGHT IN RELATION TO THE CONTRACT MATERIAL. THE DESIGN AS REPRESENTED BY THE DRAWING SET AND ALL DETAILS, INGENUITY AND INNOVATION REMAIN THE PROPERTY OF ENLOCUS. REFER TO CONTRACT FOR IRREVOCABLE LICENSE GRANTED TO THE CLIENT AND COPYRIGHT ARRANGEMENT. © ENLOCUS 2019

DRAWING STATUS:

FOR COMMENT

REVISION STATUS:		
05	For Comment	18.01.22
04	For Construction	27.08.21
03	For Construction	04.08.21
02B	For Review	25.06.21
02A	For Review	24.06.21

LANDSCAPE ARCHITECT CONSULTANT:



ENLOCUS
Level 1, 151 St Georges Rd,
Fitzroy North, Victoria 3066
T : 03 9482 2202
W : www.enlocus.com

CONSULTANTS:

STRUCTURAL ENGINEER MATRIX ENGINEERING GROUP P/L 24/37 Kellor Park Drive Kellor Park, Victoria 3042 Tel : +613 9331 7522 www.matrixgroup.net.au	LIGHTING & ELECTRICAL: WEBB AUSTRALIA GROUP Level 6, 128 Exhibition St Melbourne VIC 3000 Tel : +613 9652 0333 www.webbaustralia.com.au
--	--

NOTES / LEGEND:

CLIENT NAME:

INNER WEST COUNCIL
7-15 Wetherill Street, Leichhardt
NSW 2040

PROJECT NAME:

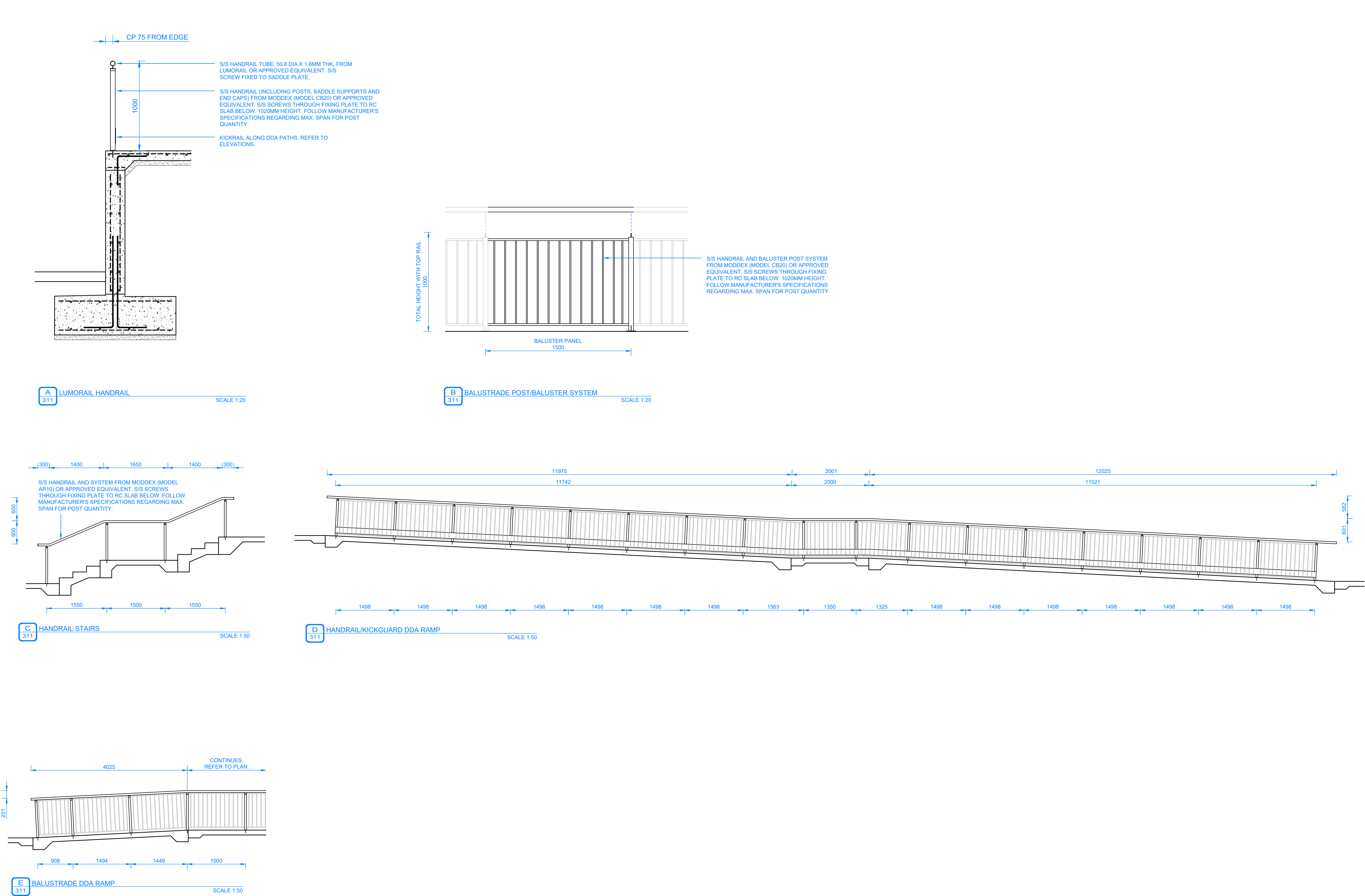
LEICHHARDT PARK SKATE PARK
70 Mary Street,
Lilyfield NSW 2040

DRAWING TITLE:

Handrail/Balustrade Plan

SCALE: 1:100 **DATE OF ISSUE:** 17.02.2022
FORMAT / SIZE: A1 **REFERENCE NO:** 1821
DESIGN REVIEW: ND **APPROVAL:** JM

DRAWING NUMBER: 1821_CD 310 **REVISION:** 05



- WARNING -
CONTRACTOR TO VERIFY LOCATION; DEPTH/CLEARANCE AND ALIGNMENT OF OVERHEAD AND UNDERGROUND SERVICES. CONTRACTOR TO ACQUIRE CURRENT AND RELEVANT 'DIAL BEFORE YOU DIG' ONE CALL SERVICES DRAWINGS AND ADHERE TO ALL REQUIREMENTS FOR WORKS NEAR SERVICES INCLUDING CLEARANCES, EASEMENTS AND INFORMING SERVICE AUTHORITIES PRIOR TO COMMENCEMENT OF WORKS. THE LOCATIONS OF UNDERGROUND SERVICES INDICATED IN THIS SET OF DRAWINGS ARE INDICATIVE ONLY. PIT LOCATIONS HAVE BEEN SURVEYED BY A LICENSED SURVEYOR.

- SITE DIMENSIONS -
CONTRACTOR TO SATISFY THEMSELVES OF SITE CONDITIONS, CHANGES IN LEVEL AND DIMENSIONS PRIOR TO FABRICATION OF SITE SPECIFIC ITEMS OR PRIOR TO ORDERING/PURCHASING MATERIALS. WHERE DISCREPANCIES EXIST BETWEEN DRAWINGS AND SITE CONDITIONS CONTRACTOR TO NOTIFY SUPERINTENDENT PRIOR TO COMMENCEMENT OF WORKS.

- COPYRIGHT AND INTELLECTUAL PROPERTY RIGHTS -
ENLOCUS RETAINS THE INTELLECTUAL PROPERTY RIGHT IN RELATION TO THE CONTRACT MATERIAL. THE DESIGN AS REPRESENTED BY THE DRAWING SET AND ALL DETAILS, INGENUITY AND INNOVATION REMAIN THE PROPERTY OF ENLOCUS. REFER TO CONTRACT FOR IRREVOCABLE LICENSE GRANTED TO THE CLIENT AND COPYRIGHT ARRANGEMENT. © ENLOCUS 2019

DRAWING STATUS:

FOR COMMENT

REVISION STATUS:

05	For Comment	18.01.22
04	For Construction	27.08.21
03	For Construction	04.08.21
02B	For Review	25.06.21
02A	For Review	24.06.21

LANDSCAPE ARCHITECT CONSULTANT:

enlocus
ENLOCUS
Level 1, 151 St Georges Rd,
Fitzroy North, Victoria 3066
T : 03 9482 2202
W : www.enlocus.com

CONSULTANTS:

STRUCTURAL ENGINEER MATRIX ENGINEERING GROUP P/L 24/37 Kellor Park Drive Kellor Park, Victoria 3042 Tel : +613 9331 7522 www.matrixgroup.net.au	LIGHTING & ELECTRICAL: WEBB AUSTRALIA GROUP Level 6, 128 Exhibition St Melbourne VIC 3000 Tel : +613 9652 0333 www.webbaustralia.com.au
---	---

NOTES / LEGEND:

ENGINEERING NOTES:

CONCRETE:

1. CONCRETE STRENGTH: N32 MPA.
2. CONCRETE THICKNESS: 150MM SLOPES, 100MM PLATFORMS AND FLAT BOTTOM, UNO.
3. CONSTRUCTION JOINTS SHALL BE AT CONSTRUCTED MAXIMUM 6.0M OR AS PER DETAIL.
4. SAW CUTS TO BE SAWN AS SHOWN ON PLANS. SAW CUT DEPTH TO BE 30MM DEEP. CHECK REINFORCEMENT DETAIL FOR SAW CUT JOINT DETAILS.
5. FOR CURING, COVER FOR SEVEN DAYS WITH PLASTIC, OR BY LIQUID MEMBRANE TO THE APPROPRIATE AUSTRALIAN STANDARD. APPLY WITHIN 1 HOUR OF CONCRETE FINISHING.
6. FINISH TO BE CLASS 1 METAL TROWEL TO ALL VERTICAL SURFACES. STEEL TROWEL FINISH TO PLATFORMS, FLAT BANKS, TRANSITIONS, ETC.
7. REFER TO A.S.3600 - CONCRETE STRUCTURES AND A.S.2870:2011 - RESIDENTIAL SLABS AND FOOTINGS.

REINFORCEMENT:

1. AS SHOWN.
2. TRIMMERS - 2 OF N12@2000 LONG TO ALL INTERNAL CORNERS.
3. BASE SLAB - SL82 MESH OR S12 (250 GRADE) @ 250 CRS EW.
4. VERTICAL WALLS - REFER TO RC WALL - REINFORCEMENT SCHEDULE CD201.
5. BLOCKS - AS SHOWN.
6. GRIND RAILS - SHALL BE 75X75X3MM DURALGAL RHS (UNLESS OTHERWISE STATED ON PLANS). ENDS MITRED AND ALL WELDS GRIND SMOOTH AND COLO GALVANISED. ALL COLO GALVANISED AREAS TO HAVE 'GALMET' DURALGAL SILVER PAINT APPLIED. APPLICATION TO BE NEAT AND CONSISTENT.

EARTHWORKS:

1. STABLE CLEAN FILL COMPACTED TO 98 % (MMD) PLACED AND COMPACTED IN 200MM LAYERS.
2. REFER TO SOIL REPORT FOR FURTHER DETAILS.
3. ALL SUBGROUND PREPARATION WORKS UNDER ALL CONCRETE PAVEMENTS AREAS AND LOW PROFILE RETAINING WALLS ARE TO BE PROTECTED, ROLLED AND COMPACTED AS PER RECOMMENDATIONS SET OUT IN THE GEOTECHNICAL REPORT SUPPLIED BY CIVIL TEST PTY LTD - REPORT NO. 1160044-1.
4. ALL SOFT SPOTS TO BE EXCAVATED DOWN TO APPROPRIATE DEPTH AND REPLACED WITH COMPACTED FILL TO 98% MMD IN 200MM LAYERS.
5. FURTHER GEOTECHNICAL ADVICE MAY BE REQUIRED.

CLIENT NAME:

INNER WEST COUNCIL
7-15 Wetherill Street, Leichhardt
NSW 2040

PROJECT NAME:

LEICHHARDT PARK SKATE PARK
70 Mary Street,
Lilyfield NSW 2040

DRAWING TITLE:

Balustrade Details 01

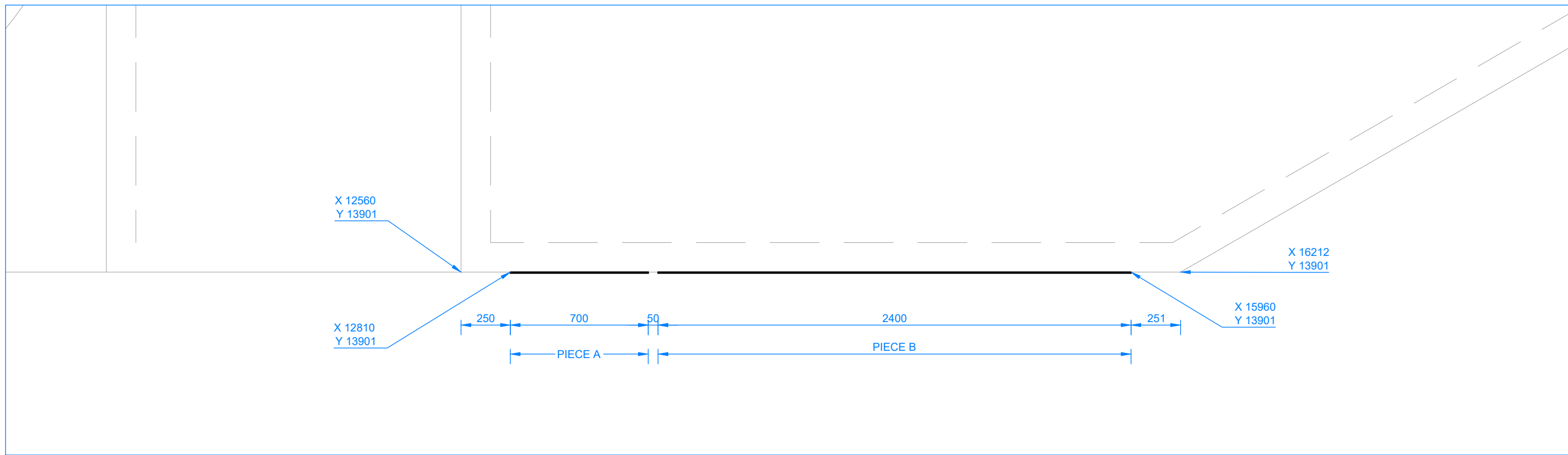
SCALE:	N/A	DATE OF ISSUE:	17.02.2022
FORMAT / SIZE:	A1	REFERENCE NO:	1821
DESIGN REVIEW:	ND	APPROVAL:	JM

DRAWING NUMBER:

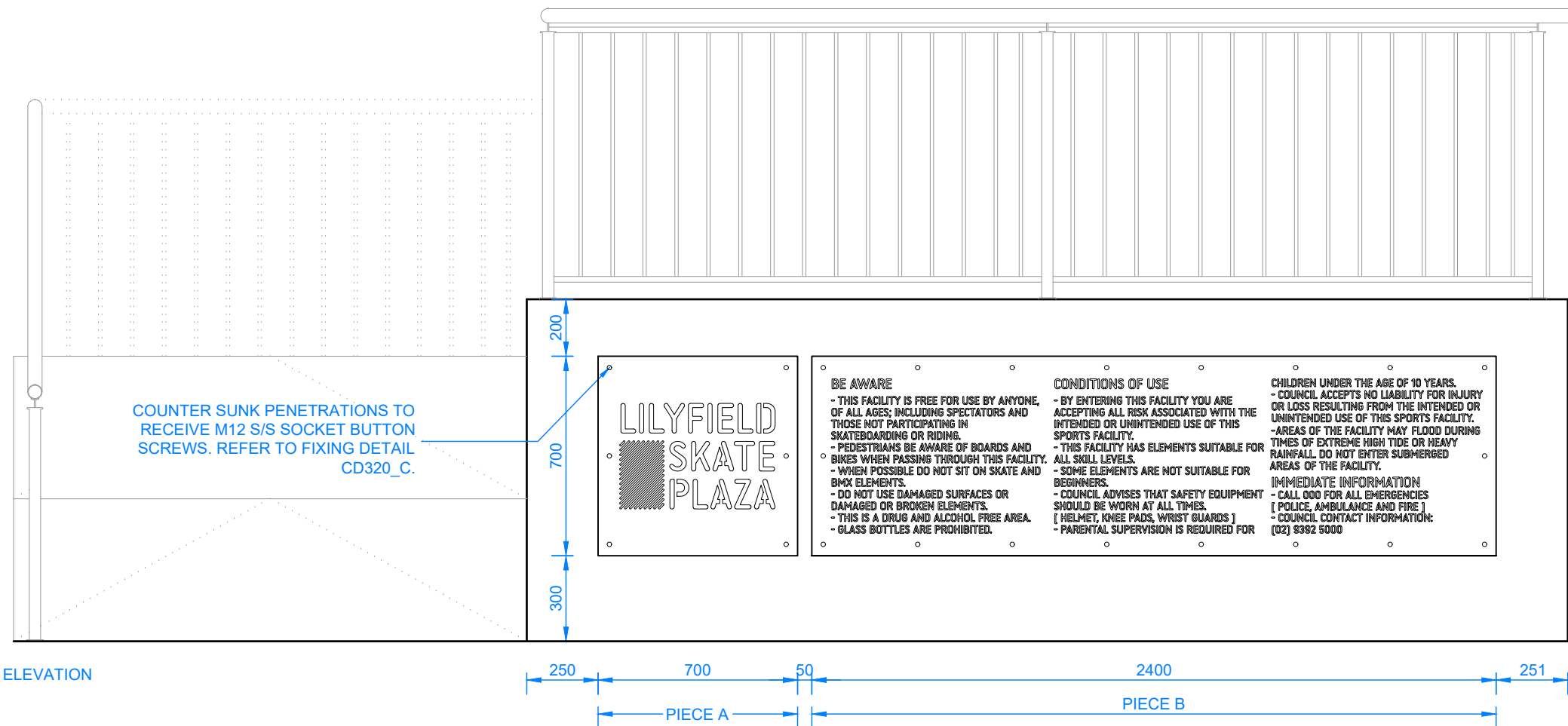
1821_CD 311

REVISION:

05



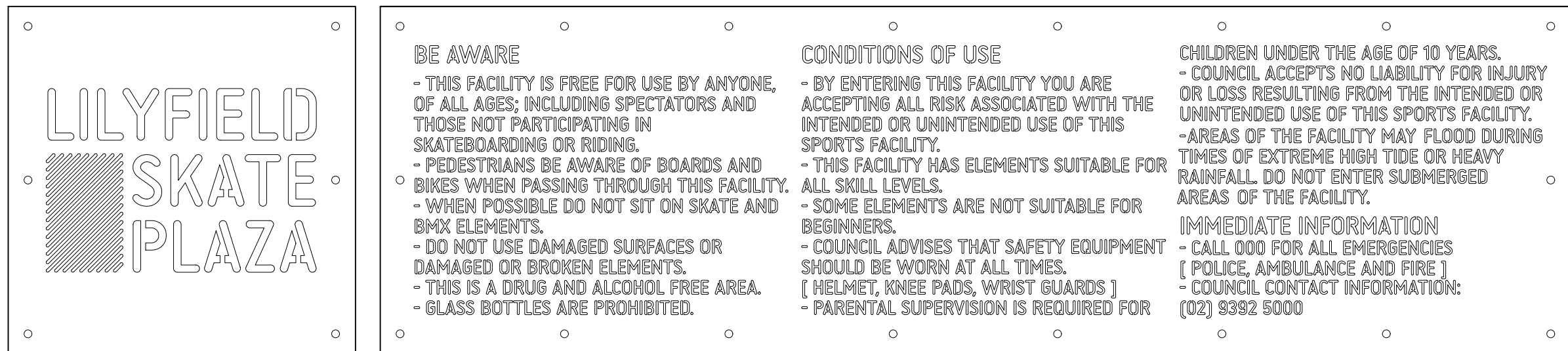
PLAN



ELEVATION

A 320 M/S ENTRANCE SIGNAGE


SCALE 1:20



A - ELEVATION //

B - ELEVATION //

3mm THK BACKING SHEETS, HOT DIP GALVANISED & POWDER COATED. NOTE: BACKING SHEET PERIMETER DIMENSIONS OFFSET 10mm FROM OUT PANELS.

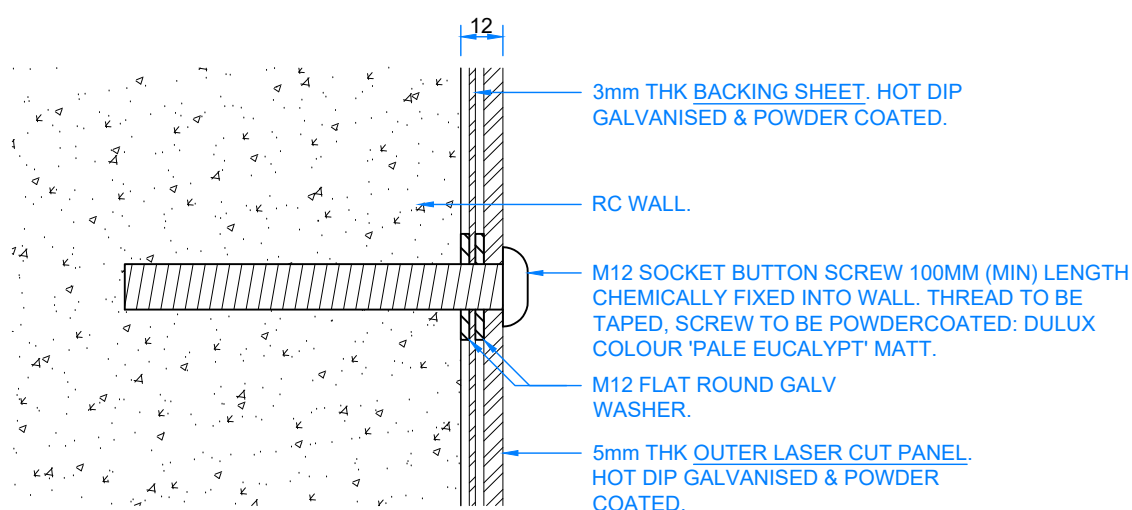


A - ELEVATION //

B - ELEVATION //

B 320 M/S STEEL PANEL SCHEDULE

SCALE 1:10



C 320 SIGNAGE FIXING TYPICAL DETAIL

SCALE 1:2

- WARNING -
CONTRACTOR TO VERIFY LOCATION; DEPTH/CLEARANCE AND ALIGNMENT OF OVERHEAD AND UNDERGROUND SERVICES. CONTRACTOR TO ACQUIRE CURRENT AND RELEVANT DIAL BEFORE YOU DIG ONE CALL SERVICES DRAWINGS AND ADHERE TO ALL REQUIREMENTS FOR WORKS NEAR SERVICES INCLUDING CLEARANCES, EASEMENTS AND INFORMING SERVICE AUTHORITIES PRIOR TO COMMENCEMENT OF WORKS. THE LOCATIONS OF UNDERGROUND SERVICES INDICATED IN THIS SET OF DRAWINGS ARE INDICATIVE ONLY. FIT LOCATIONS HAVE BEEN SURVEYED BY A LICENSED SURVEYOR.

- SITE DIMENSIONS -
CONTRACTOR TO SATISFY THEMSELVES OF SITE CONDITIONS, CHANGES IN LEVEL AND DIMENSIONS PRIOR TO FABRICATION OF SITE SPECIFIC ITEMS OR PRIOR TO ORDERING/PURCHASING MATERIALS. WHERE DISCREPANCIES EXIST BETWEEN DRAWINGS AND SITE CONDITIONS CONTRACTOR TO NOTIFY SUPERINTENDENT PRIOR TO COMMENCEMENT OF WORKS.

- COPYRIGHT AND INTELLECTUAL PROPERTY RIGHTS -
ENLOCUS RETAINS THE INTELLECTUAL PROPERTY RIGHT IN RELATION TO THE CONTRACT MATERIAL. THE DESIGN AS REPRESENTED BY THE DRAWING SET AND ALL DETAILS, INGENUITY AND INNOVATION REMAIN THE PROPERTY OF ENLOCUS. REFER TO CONTRACT FOR IRREVOCABLE LICENSE GRANTED TO THE CLIENT AND COPYRIGHT ARRANGEMENT. © ENLOCUS 2019

DRAWING STATUS:

FOR COMMENT

REVISION STATUS:

05	For Comment	18.01.22
04	For Construction	27.08.21
03	For Construction	04.08.21
02B	For Review	25.06.21
02A	For Review	24.06.21

LANDSCAPE ARCHITECT CONSULTANT:

enlocus
ENLOCUS
Level 1, 151 St Georges Rd,
Fitzroy North, Victoria 3066
T : 03 9482 2202
W : www.enlocus.com

CONSULTANTS:

STRUCTURAL ENGINEER	LIGHTING & ELECTRICAL:
MATRIX ENGINEERING GROUP P/L 24/37 Kellor Park Drive Kellor Park, Victoria 3042 Tel : +613 9331 7522 www.matrixgroup.net.au	WEBB AUSTRALIA GROUP Level 6, 128 Exhibition St Melbourne VIC 3000 Tel : +613 9652 0333 www.webbaustralia.com.au

NOTES / LEGEND:

ENGINEERING NOTES:

- CONCRETE:
1. CONCRETE STRENGTH: N32 MPa.
 2. CONCRETE THICKNESS: 150MM SLOPES, 100MM PLATFORMS AND FLAT BOTTOM. UNO.
 3. CONSTRUCTION JOINTS SHALL BE AT CONSTRUCTED MAXIMUM 6.0M OR AS PER DETAIL. CHECK REINFORCEMENT DETAIL FOR SAW CUT JOINT DETAILS.
 4. SAW CUTS TO BE SAWN AS SHOWN ON PLANS. SAW CUT DEPTH TO BE 30MM DEEP. CHECK REINFORCEMENT DETAIL FOR SAW CUT JOINT DETAILS.
 5. FOR CURING, COVER FOR SEVEN DAYS WITH PLASTIC, OR BY LIQUID MEMBRANE TO THE APPROPRIATE AUSTRALIAN STANDARD. APPLY WITHIN 1 HOUR OF CONCRETE FINISHING.
 6. FINISH TO BE CLASS 1 METAL TROWEL TO ALL VERTICAL SURFACES. STEEL TROWEL FINISH TO PLATFORMS, FLAT BANKS, TRANSITIONS, ETC.
 7. REFER TO A.S.3600 - CONCRETE STRUCTURES AND A.S.2870.2011 - RESIDENTIAL SLABS AND FOOTINGS.

- REINFORCEMENT:
1. AS SHOWN.
 2. TRIMMERS - 2 OF M12x2000 LONG TO ALL INTERNAL CORNERS.
 3. BASE SLAB - SL82 MESH OR S12 (250 GRADE) @ 250 CRS EW.
 4. VERTICAL WALLS - REFER TO RC WALL - REINFORCEMENT SCHEDULE C0201.
 5. BLOCKS - AS SHOWN.
 6. GRIND RAILS - SHALL BE 75X75X3MM DURAGAL R/S (UNLESS OTHERWISE STATED ON PLANS). ENDS MITRED AND ALL WELDS GRIND SMOOTH AND COLO GALVANISED. ALL COLO GALVANISED AREAS TO HAVE 'GALMET' DURAGAL SILVER PAINT APPLIED. APPLICATION TO BE NEAT AND CONSISTENT.
- EARTHWORKS:
1. STABLE CLEAN FILL COMPACTED TO 98 % (MMD) PLACED AND COMPACTED IN 200MM LAYERS.
 2. REFER TO SOIL REPORT FOR FURTHER DETAILS.
 3. ALL SUBGROUND PREPARATION WORKS UNDER ALL CONCRETE PAVEMENTS AREAS AND LOW PROFILE RETAINING WALLS ARE TO BE PROTECTED, ROLLED AND COMPACTED AS PER RECOMMENDATIONS SET OUT IN THE GEOTECHNICAL REPORT SUPPLIED BY CIVIL TEST PTY LTD - REPORT NO. 1160044-1.
 4. ALL SOFT SPOTS TO BE EXCAVATED DOWN TO APPROPRIATE DEPTH AND REPLACED WITH COMPACTED FILL TO 98% MMD IN 200MM LAYERS.
 5. FURTHER GEOTECHNICAL ADVICE MAY BE REQUIRED.

CLIENT NAME:

INNER WEST COUNCIL
7-15 Wetherill Street, Leichhardt
NSW 2040

PROJECT NAME:

LEICHHARDT PARK SKATE PARK
70 Mary Street,
Lilyfield NSW 2040

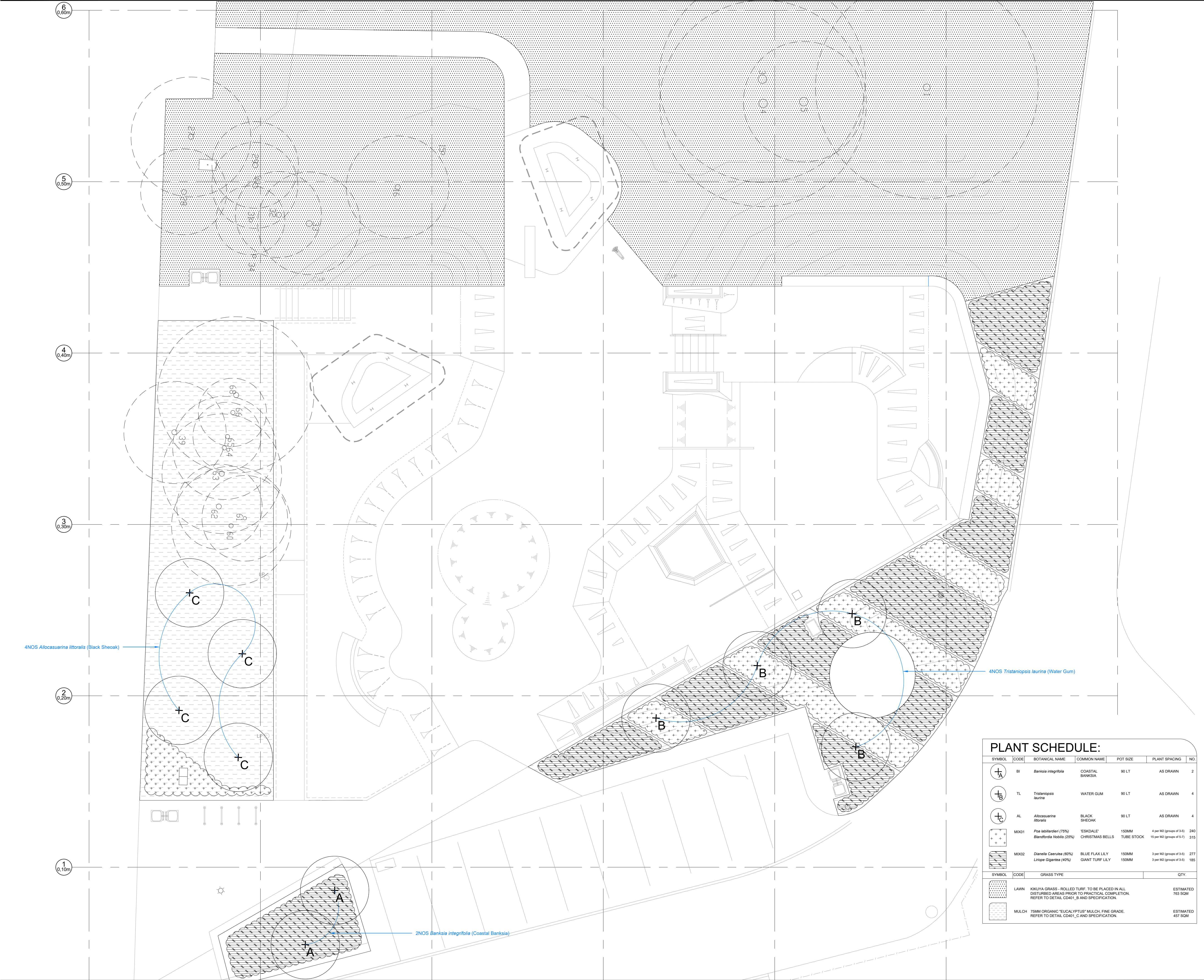
DRAWING TITLE:

Entrance Signage

SCALE: N/A DATE OF ISSUE: 17.02.2022
FORMAT / SIZE: A1 REFERENCE NO: 1821
DESIGN REVIEW: ND APPROVAL: JM

DRAWING NUMBER: REVISION:

1821_CD 320 05



-WARNING -
CONTRACTOR TO VERIFY LOCATION, DEPTH/CLEARANCE AND ALIGNMENT OF OVERHEAD AND UNDERGROUND SERVICES. CONTRACTOR TO ACQUIRE CURRENT AND RELEVANT DIAL BEFORE YOU DIG ONE CALL SERVICES DRAWINGS AND ADHERE TO ALL REQUIREMENTS FOR WORKS NEAR SERVICES INCLUDING CLEARANCES, EASEMENTS AND INFORMING SERVICE AUTHORITIES PRIOR TO COMMENCEMENT OF WORKS. THE LOCATIONS OF UNDERGROUND SERVICES INDICATED IN THIS SET OF DRAWINGS ARE INDICATIVE ONLY. PIT LOCATIONS HAVE BEEN SURVEYED BY A LICENSED SURVEYOR.

-SITE DIMENSIONS -
CONTRACTOR TO SATISFY THEMSELVES OF SITE CONDITIONS, CHANGES IN LEVEL AND DIMENSIONS PRIOR TO FABRICATION OF SITE SPECIFIC ITEMS OR PRIOR TO ORDERING/PURCHASING MATERIALS. WHERE DISCREPANCIES EXIST BETWEEN DRAWINGS AND SITE CONDITIONS CONTRACTOR TO NOTIFY SUPERINTENDENT PRIOR TO COMMENCEMENT OF WORKS.

-COPYRIGHT AND INTELLECTUAL PROPERTY RIGHTS -
ENLOCUS RETAINS THE INTELLECTUAL PROPERTY RIGHT IN RELATION TO THE CONTRACT MATERIAL. THE DESIGN AS REPRESENTED BY THE DRAWING SET AND ALL DETAILS, INGENUITY AND INNOVATION REMAIN THE PROPERTY OF ENLOCUS. REFER TO CONTRACT FOR IRREVOCABLE LICENSE GRANTED TO THE CLIENT AND COPYRIGHT ARRANGEMENT. © ENLOCUS 2019

DRAWING STATUS:

FOR COMMENT

REVISION STATUS:

05	For Comment	18.01.22
04	For Construction	27.08.21
03	For Construction	04.08.21
02B	For Review	25.06.21
02A	For Review	24.06.21

LANDSCAPE ARCHITECT CONSULTANT:

enlocus
ENLOCUS
Level 1, 151 St Georges Rd,
Fitzroy North, Victoria 3066
T : 03 9482 2202
W : www.enlocus.com

CONSULTANTS:

STRUCTURAL ENGINEER MATRIX ENGINEERING GROUP P/L 24/37 Kellor Park Drive Kellor Park, Victoria 3042 Tel : +613 9331 7522 www.matrixgroup.net.au	LIGHTING & ELECTRICAL: WEBB AUSTRALIA GROUP Level 6, 128 Exhibition St Melbourne VIC 3000 Tel : +613 9652 0333 www.webbaustralia.com.au
--	--

NOTES / LEGEND:

PLANTING NOTES:

01. CONTRACTOR TO VERIFY LOCATION, DEPTH/CLEARANCE AND ALIGNMENT OF ALL OVERHEAD AND UNDERGROUND SERVICES INDICATED ON CURRENT AND RELEVANT DIAL BEFORE YOU DIG ONE CALL SERVICES DRAWINGS CONTRACTOR TO REQUEST ADDITIONAL SERVICES RECORDS FROM COUNCIL. WHERE SERVICES ACCESS PITS, LIGHT POLES, METRES/VALVES ETC EXIST ON SITE CONTRACTOR TO ASSUME GENERAL ALIGNMENT OF UNDERGROUND PIPES, CONDUITS, CABLES ETC AND VERIFY ALIGNMENT AND MARK ON SITE PRIOR TO COMMENCEMENT OF WORKS.

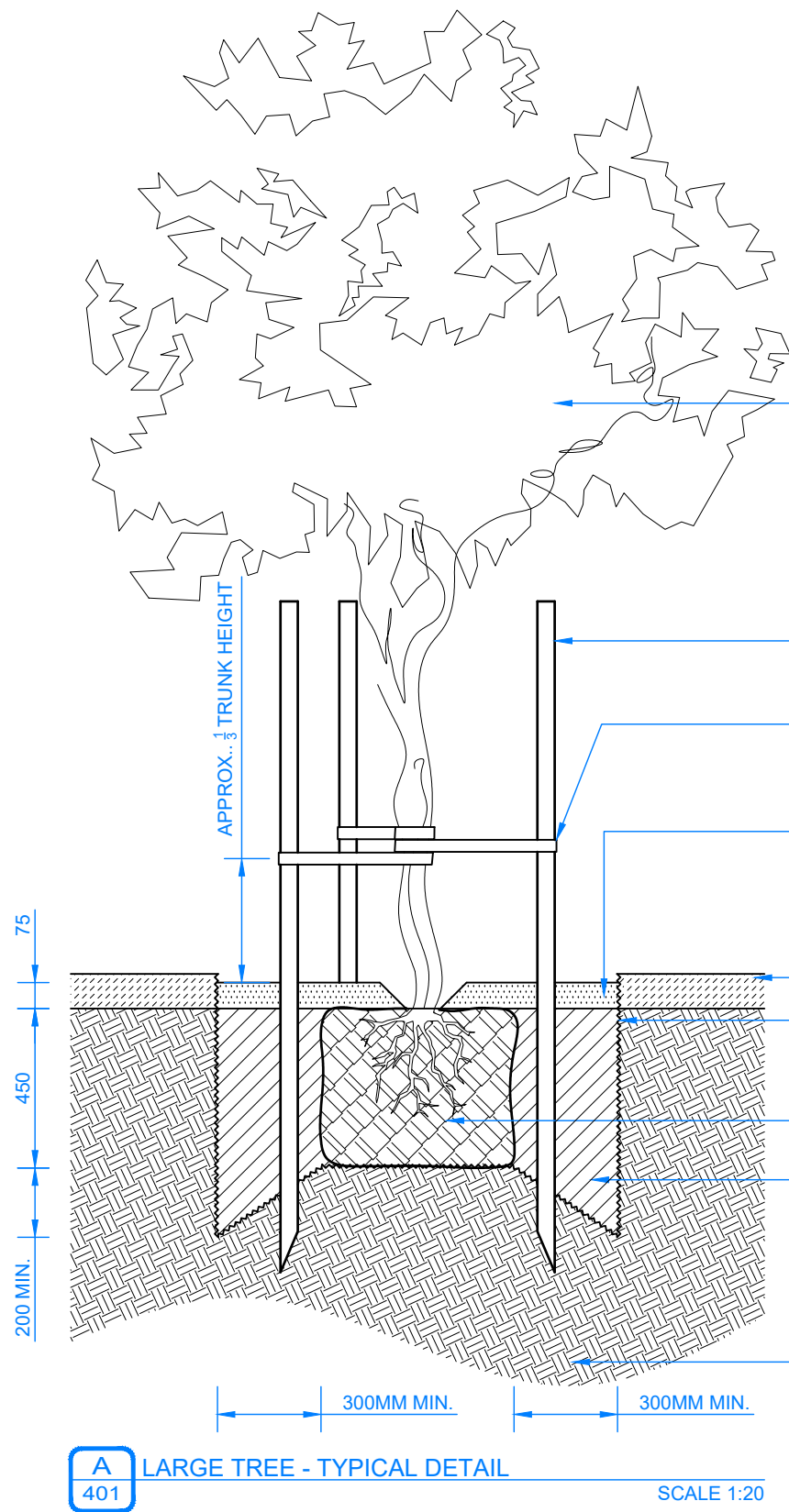
02. LICENSED SURVEYOR TO BE USED TO LOCATE HEIGHT DATUM & SET OUT POINT AS SHOWN ON DRAWINGS PRIOR TO COMMENCEMENT OF WORKS. CONTRACTOR TO INFORM SUPERINTENDENT OF ANY DISCREPANCIES PRIOR TO COMMENCING WORKS.

03. STOCK PILED SITE TOPSOIL TO BE USED WHERE APPROVED BY SUPERINTENDENT. STOCK PILED TOPSOIL TO BE CLEARED OF VEGETATIVE MATTER AND DEBRIS.

PLANTING LEGEND:

PROTECT AND RETAIN ALL NOMINATED VEGETATION (TREES AND SHRUBS) FOR THE DURATION OF WORKS ON SITE. CONTRACTOR TO SUBMIT A WORKS METHOD STATEMENT FOR THE PROTECTION OF TREES AND ROOT ZONES MARKED ON SITE PLAN AS 'SIGNIFICANT'.

EXISTING SPOT LEVEL: 2.15, 2.00, 2.05, 2.10, 2.15, 2.20, 2.25, 2.30, 2.35, 2.40, 2.45, 2.50, 2.55, 2.60, 2.65, 2.70, 2.75, 2.80, 2.85, 2.90, 2.95, 3.00, 3.05, 3.10, 3.15, 3.20, 3.25, 3.30, 3.35, 3.40, 3.45, 3.50, 3.55, 3.60, 3.65, 3.70, 3.75, 3.80, 3.85, 3.90, 3.95, 4.00, 4.05, 4.10, 4.15, 4.20, 4.25, 4.30, 4.35, 4.40, 4.45, 4.50, 4.55, 4.60, 4.65, 4.70, 4.75, 4.80, 4.85, 4.90, 4.95, 5.00, 5.05, 5.10, 5.15, 5.20, 5.25, 5.30, 5.35, 5.40, 5.45, 5.50, 5.55, 5.60, 5.65, 5.70, 5.75, 5.80, 5.85, 5.90, 5.95, 6.00, 6.05, 6.10, 6.15, 6.20, 6.25, 6.30, 6.35, 6.40, 6.45, 6.50, 6.55, 6.60, 6.65, 6.70, 6.75, 6.80, 6.85, 6.90, 6.95, 7.00, 7.05, 7.10, 7.15, 7.20, 7.25, 7.30, 7.35, 7.40, 7.45, 7.50, 7.55, 7.60, 7.65, 7.70, 7.75, 7.80, 7.85, 7.90, 7.95, 8.00, 8.05, 8.10, 8.15, 8.20, 8.25, 8.30, 8.35, 8.40, 8.45, 8.50, 8.55, 8.60, 8.65, 8.70, 8.75, 8.80, 8.85, 8.90, 8.95, 9.00, 9.05, 9.10, 9.15, 9.20, 9.25, 9.30, 9.35, 9.40, 9.45, 9.50, 9.55, 9.60, 9.65, 9.70, 9.75, 9.80, 9.85, 9.90, 9.95, 10.00, 10.05, 10.10, 10.15, 10.20, 10.25, 10.30, 10.35, 10.40, 10.45, 10.50, 10.55, 10.60, 10.65, 10.70, 10.75, 10.80, 10.85, 10.90, 10.95, 11.00, 11.05, 11.10, 11.15, 11.20, 11.25, 11.30, 11.35, 11.40, 11.45, 11.50, 11.55, 11.60, 11.65, 11.70, 11.75, 11.80, 11.85, 11.90, 11.95, 12.00, 12.05, 12.10, 12.15, 12.20, 12.25, 12.30, 12.35, 12.40, 12.45, 12.50, 12.55, 12.60, 12.65, 12.70, 12.75, 12.80, 12.85, 12.90, 12.95, 13.00, 13.05, 13.10, 13.15, 13.20, 13.25, 13.30, 13.35, 13.40, 13.45, 13.50, 13.55, 13.60, 13.65, 13.70, 13.75, 13.80, 13.85, 13.90, 13.95, 14.00, 14.05, 14.10, 14.15, 14.20, 14.25, 14.30, 14.35, 14.40, 14.45, 14.50, 14.55, 14.60, 14.65, 14.70, 14.75, 14.80, 14.85, 14.90, 14.95, 15.00, 15.05, 15.10, 15.15, 15.20, 15.25, 15.30, 15.35, 15.40, 15.45, 15.50, 15.55, 15.60, 15.65, 15.70, 15.75, 15.80, 15.85, 15.90, 15.95, 16.00, 16.05, 16.10, 16.15, 16.20, 16.25, 16.30, 16.35, 16.40, 16.45, 16.50, 16.55, 16.60, 16.65, 16.70, 16.75, 16.80, 16.85, 16.90, 16.95, 17.00, 17.05, 17.10, 17.15, 17.20, 17.25, 17.30, 17.35, 17.40, 17.45, 17.50, 17.55, 17.60, 17.65, 17.70, 17.75, 17.80, 17.85, 17.90, 17.95, 18.00, 18.05, 18.10, 18.15, 18.20, 18.25, 18.30, 18.35, 18.40, 18.45, 18.50, 18.55, 18.60, 18.65, 18.70, 18.75, 18.80, 18.85, 18.90, 18.95, 19.00, 19.05, 19.10, 19.15, 19.20, 19.25, 19.30, 19.35, 19.40, 19.45, 19.50, 19.55, 19.60, 19.65, 19.70, 19.75, 19.80, 19.85, 19.90, 19.95, 20.00, 20.05, 20.10, 20.15, 20.20, 20.25, 20.30, 20.35, 20.40, 20.45, 20.50, 20.55, 20.60, 20.65, 20.70, 20.75, 20.80, 20.85, 20.90, 20.95, 21.00, 21.05, 21.10, 21.15, 21.20, 21.25, 21.30, 21.35, 21.40, 21.45, 21.50, 21.55, 21.60, 21.65, 21.70, 21.75, 21.80, 21.85, 21.90, 21.95, 22.00, 22.05, 22.10, 22.15, 22.20, 22.25, 22.30, 22.35, 22.40, 22.45, 22.50, 22.55, 22.60, 22.65, 22.70, 22.75, 22.80, 22.85, 22.90, 22.95, 23.00, 23.05, 23.10, 23.15, 23.20, 23.25, 23.30, 23.35, 23.40, 23.45, 23.50, 23.55, 23.60, 23.65, 23.70, 23.75, 23.80, 23.85, 23.90, 23.95, 24.00, 24.05, 24.10, 24.15, 24.20, 24.25, 24.30, 24.35, 24.40, 24.45, 24.50, 24.55, 24.60, 24.65, 24.70, 24.75, 24.80, 24.85, 24.90, 24.95, 25.00, 25.05, 25.10, 25.15, 25.20, 25.25, 25.30, 25.35, 25.40, 25.45, 25.50, 25.55, 25.60, 25.65, 25.70, 25.75, 25.80, 25.85, 25.90, 25.95, 26.00, 26.05, 26.10, 26.15, 26.20, 26.25, 26.30, 26.35, 26.40, 26.45, 26.50, 26.55, 26.60, 26.65, 26.70, 26.75, 26.80, 26.85, 26.90, 26.95, 27.00, 27.05, 27.10, 27.15, 27.20, 27.25, 27.30, 27.35, 27.40, 27.45, 27.50, 27.55, 27.60, 27.65, 27.70, 27.75, 27.80, 27.85, 27.90, 27.95, 28.00, 28.05, 28.10, 28.15, 28.20, 28.25, 28.30, 28.35, 28.40, 28.45, 28.50, 28.55, 28.60, 28.65, 28.70, 28.75, 28.80, 28.85, 28.90, 28.95, 29.00, 29.05, 29.10, 29.15, 29.20, 29.25, 29.30, 29.35, 29.40, 29.45, 29.50, 29.55, 29.60, 29.65, 29.70, 29.75, 29.80, 29.85, 29.90, 29.95, 30.00, 30.05, 30.10, 30.15, 30.20, 30.25, 30.30, 30.35, 30.40, 30.45, 30.50, 30.55, 30.60, 30.65, 30.70, 30.75, 30.80, 30.85, 30.90, 30.95, 31.00, 31.05, 31.10, 31.15, 31.20, 31.25, 31.30, 31.35, 31.40, 31.45, 31.50, 31.55, 31.60, 31.65, 31.70, 31.75, 31.80, 31.85, 31.90, 31.95, 32.00, 32.05, 32.10, 32.15, 32.20, 32.25, 32.30, 32.35, 32.40, 32.45, 32.50, 32.55, 32.60, 32.65, 32.70, 32.75, 32.80, 32.85, 32.90, 32.95, 33.00, 33.05, 33.10, 33.15, 33.20, 33.25, 33.30, 33.35, 33.40, 33.45, 33.50, 33.55, 33.60, 33.65, 33.70, 33.75, 33.80, 33.85, 33.90, 33.95, 34.00, 34.05, 34.10, 34.15, 34.20, 34.25, 34.30, 34.35, 34.40, 34.45, 34.50, 34.55, 34.60, 34.65, 34.70, 34.75, 34.80, 34.85, 34.90, 34.95, 35.00, 35.05, 35.10, 35.15, 35.20, 35.25, 35.30, 35.35, 35.40, 35.45, 35.50, 35.55, 35.60, 35.65, 35.70, 35.75, 35.80, 35.85, 35.90, 35.95, 36.00, 36.05, 36.10, 36.15, 36.20, 36.25, 36.30, 36.35, 36.40, 36.45, 36.50, 36.55, 36.60, 36.65, 36.70, 36.75, 36.80, 36.85, 36.90, 36.95, 37.00, 37.05, 37.10, 37.15, 37.20, 37.25, 37.30, 37.35, 37.40, 37.45, 37.50, 37.55, 37.60, 37.65, 37.70, 37.75, 37.80, 37.85, 37.90, 37.95, 38.00, 38.05, 38.10, 38.15, 38.20, 38.25, 38.30, 38.35, 38.40, 38.45, 38.50, 38.55, 38.60, 38.65, 38.70, 38.75, 38.80, 38.85, 38.90, 38.95, 39.00, 39.05, 39.10, 39.15, 39.20, 39.25, 39.30, 39.35, 39.40, 39.45, 39.50, 39.55, 39.60, 39.65, 39.70, 39.75, 39.80, 39.85, 39.90, 39.95, 40.00, 40.05, 40.10, 40.15, 40.20, 40.25, 40.30, 40.35, 40.40, 40.45, 40.50, 40.55, 40.60, 40.65, 40.70, 40.75, 40.80, 40.85, 40.90, 40.95, 41.00, 41.05, 41.10, 41.15, 41.20, 41.25, 41.30, 41.35, 41.40, 41.45, 41.50, 41.55, 41.60, 41.65, 41.70, 41.75, 41.80, 41.85, 41.90, 41.95, 42.00, 42.05, 42.10, 42.15, 42.20, 42.25, 42.30, 42.35, 42.40, 42.45, 42.50, 42.55, 42.60, 42.65, 42.70, 42.75, 42.80, 42.85, 42.90, 42.95, 43.00, 43.05, 43.10, 43.15, 43.20, 43.25, 43.30, 43.35, 43.40, 43.45, 43.50, 43.55, 43.60, 43.65, 43.70, 43.75, 43.80, 43.85, 43.90, 43.95, 44.00, 44.05, 44.10, 44.15, 44.20, 44.25, 44.30, 44.35, 44.40, 44.45, 44.50, 44.55, 44.60, 44.65, 44.70, 44.75, 44.80, 44.85, 44.90, 44.95, 45.00, 45.05, 45.10, 45.15, 45.20, 45.25, 45.30, 45.35, 45.40, 45.45, 45.50, 45.55, 45.60, 45.65, 45.70, 45.75, 45.80, 45.85, 45.90, 45.95, 46.00, 46.05, 46.10, 46.15, 46.20, 46.25, 46.30, 46.35, 46.40, 46.45, 46.50, 46.55, 46.60, 46.65, 46.70, 46.75, 46.80, 46.85, 46.90, 46.95, 47.00, 47.05, 47.10, 47.15, 47.20, 47.25, 47.30, 47.35, 47.40, 47.45, 47.50, 47.55, 47.60, 47.65, 47.70, 47.75, 47.80, 47.85, 47.90, 47.95, 48.00, 48.05, 48.10, 48.15, 48.20, 48.25, 48.30, 48.35, 48.40, 48.45, 48.50, 48.55, 48.60, 48.65, 48.70, 48.75, 48.80, 48.85, 48.90, 48.95, 49.00, 49.05, 49.10, 49.15, 49.20, 49.25, 49.30, 49.35, 49.40, 49.45, 49.50, 49.55, 49.60, 49.65, 49.70, 49.75, 49.80, 49.85, 49.90, 49.95, 50.00, 50.05, 50.10, 50.15, 50.20, 50.25, 50.30, 50.35, 50.40, 50.45, 50.50, 50.55, 50.60, 50.65, 50.70, 50.75, 50.80, 50.85, 50.90, 50.95, 51.00, 51.05, 51.10, 51.15, 51.20, 51.25, 51.30, 51.35, 51.40, 51.45, 51.50, 51.55, 51.60, 51.65, 51.70, 51.75, 51.80, 51.85, 51.90, 51.95, 52.00, 52.05, 52.10, 52.15, 52.20, 52.25, 52.30, 52.35, 52.40, 52.45, 52.50, 52.55, 52.60, 52.65, 52.70, 52.75, 52.80, 52.85, 52.90, 52.95, 53.00, 53.05, 53.10, 53.15, 53.20, 53.25, 53.30, 53.35, 53.40, 53.45, 53.50, 53.55, 53.60, 53.65, 53.70, 53.75, 53.80, 53.85, 53.90, 53.95, 54.00, 54.05, 54.10, 54.15, 54.20, 54.25, 54.30, 54.35, 54.40, 54.45, 54.50, 54.55, 54.60, 54.65, 54.70, 54.75, 54.80, 54.85, 54.90, 54.95, 55.00, 55.05, 55.10, 55.15, 55.20, 55.25, 55.30, 55.35, 55.40, 55.45, 55.50, 55.55, 55.60, 55.65, 55.70, 55.75, 55.80, 55.85, 55.90, 55.95, 56.00, 56.05, 56.10, 56.15, 56.20, 56.25, 56.30, 56.35, 56.40, 56.45, 56.50, 56.55, 56.60, 56.65, 56.70, 56.75, 56.80, 56.85, 56.90, 56.95, 57.00, 57.05, 57.10, 57.15, 57.20, 57.25, 57.30, 57.35, 57.40, 57.45, 57.50, 57.55, 57.60, 57.65, 57.70, 57.75, 57.80, 57.85, 57.90, 57.95, 58.00, 58.05, 58.10, 58.15, 58.20, 58.25, 58.30, 58.35, 58.40, 58.45, 58.50, 58.55, 58.60, 58.65, 58.70, 58.75, 58.80, 58.85, 58.90, 58.95, 59.00, 59.05, 59.10, 59.15, 59.20, 59.25, 59.30, 59.35, 59.40, 59.45, 59.50, 59.55, 59.60, 59.65, 59.70, 59.75, 59.80, 59.85, 59.90, 59.95, 60.00, 60.05, 60.10, 60.15, 60.20, 60.25, 60.30, 60.35, 60.40, 60.45, 60.50, 60.55, 60.60, 60.65, 60.70, 60.75, 60.80, 60.85, 60.90, 60.95, 61.00, 61.05, 61.10, 61.15, 61.20, 61.25, 61.30, 61.35, 61.40, 61.45, 61.50, 61.55, 61.60, 61.65, 61.70, 61.75, 61.80, 61.85, 61.90, 61.95, 62.00, 62.05, 62.10, 62.15, 62.20, 62.25, 62.30, 62.35, 62.40, 62.45, 62.50, 62.55, 62.60, 62.65, 62.70, 62.75, 62.80, 62.85, 62.90, 62.95, 63.00, 63.05, 63.10, 63.15, 63.20, 63.25, 63.30, 63.35, 63.40, 63.45, 63.50, 63.55, 63.60, 63.65, 63.70, 63.75, 63.80, 63.85, 63.90, 63.95, 64.00, 64.05, 64.10, 64.15, 64.20, 64.25, 64.30, 64.35, 64.40, 64.45, 64.50, 64.55, 64.60, 64.65, 64.70, 64.75, 64.80, 64.85, 64.90, 64.95, 65.00, 65.05, 65.10, 65.15, 65.20, 65.25, 65.30, 65.35, 65.40, 65.45, 65.50, 65.55, 65.60, 65.65, 65.70, 65.75, 65.80, 65.85, 65.90, 65.95, 66.00, 66.05, 66.10, 66.15, 66.20, 66.25, 66.30, 66.35, 66.40, 66.45, 66.50, 66.55, 66.60, 66.65, 66.70, 66.75, 66.80, 66.85, 66.90, 66.95, 67.00, 67.05, 67.10, 67.15, 67.20, 67.25, 67.30, 67.35, 67.40, 67.45, 67.50, 67.55, 67.60, 67.65, 67.70, 67.75, 67.80, 67.85, 67.90, 67.95, 68.00, 68.05, 68.10, 68.15, 68.20, 68.25, 68.30, 68.35, 68.40, 68.45, 68.50, 68.55, 68.60, 68.65, 68.70, 68.75, 68.80, 68.85, 68.90, 68.95, 69.00, 69.05, 69.10, 69.15, 69.20, 69.25, 69.30, 69.35, 69.40, 69.45, 69.50, 69.55, 69.60, 69.65, 69.70, 69.75, 69.80, 69.85, 69.90, 69.95, 70.00, 70.05, 70.10, 70.15, 70.20, 70.25, 70.30, 70.35, 70.40, 70.45, 70.50, 70.55, 70.60, 70.65, 70.70, 70.75, 70.80, 70.85, 70.90, 70.95, 71.00, 71.05, 71.10, 71.15, 71.20, 71.25, 71.30, 71.35, 71.40, 71.45, 71.50, 71.55, 71.60, 71.65, 71.70, 71.75, 71.80, 71.85, 71.90, 71.95, 72.00, 72.05, 72.10, 72.15, 72.20, 72.25, 72.30, 72.35, 72.40, 72.45, 72.50, 72.55, 72.60, 72.65, 72.70, 72.75, 72.80, 72.85, 72.90, 72.95, 73.00, 73.05, 73.10, 73.15, 73.20, 73.25, 73.30, 73.35, 73.40, 73.45, 73.50, 73.55, 73.60, 73.65, 73.70, 73.75, 73.80, 73.85, 73.90, 73.95, 74.00, 74.05, 74.10, 74.15, 74.20, 74.25, 74.30, 74.35, 74.40, 74.45, 74.50, 74.55, 74.60, 74.65, 74.70, 74.75, 74.80, 74.85, 74.90, 74.95, 75.00, 75.05, 75.10, 75.15, 75.20, 75.25, 75.30, 75.35, 75.40, 75.45, 75.50, 75.55, 75.60, 75.65, 75.70, 75.75, 75.80, 75.85, 75.90, 75.95, 76.00, 76.05, 76.10, 76.15, 76.20, 76.25, 76.30, 76.35, 76.40, 76.45, 76.50, 76.55, 76.60, 76.65, 76.70, 76.75, 76.80, 76.85, 76.90, 76.95, 77.00, 77.05, 77.10, 77.15, 77.20, 77.25, 77.30, 77.35, 77.40, 77.45, 77.50, 77.55, 77.60, 77.65, 77.70, 77.75, 77.80, 77.85, 77.90, 77.95, 78.00, 78.05, 78.10, 78.15, 78.20, 78.25, 78.30, 78.35, 78.40, 78.45, 78.50, 78.55, 78.60, 78.65, 78.70, 78.75, 78.80, 78.85, 78.90, 78.95, 79.00, 79.05, 79.10, 79.15, 79.20, 79.25, 79.30, 79.35, 79.40, 79.45, 79.50, 79.55, 79.60, 79.65, 79.



NOTE:
FERTILIZER
1. NPK STARTER FERTILIZER 8.10.9 AT 4KG/100 SQ.M.
- TRACE ELEMENT MIX MICROMAX 3KG/100 SQ.M.
- MAGNESIUM SULPHATE 3KG/100 SQ.M.
- SUPERPHOSPHATE 1.5KG/100 SQ.M.
2. AT PLANTING APPLY TO THE SURFACE OF THE LAWN AREA NPK 16.4.14 OR SIMILAR FERTILIZER AT 3KG/100 SQ.M.
3. APPLY THE ABOVE EVERY 4 WEEKS FOR THE INITIAL ESTABLISHMENT PERIOD OF 3-4 MONTHS.
4. GENERAL NOTE ON FERTILIZERS: THERE MAY BE ALTERNATIVE FERTILIZER MATERIALS THAT COULD BE USED INSTEAD OF THE PRODUCTS LISTED ABOVE. THE USE OF ALTERNATIVES WILL REQUIRE REASSESSMENT OF THE RATE AND FREQUENCY OF APPLICATIONS.

REFER LANDSCAPE PLAN AND PLANTING SCHEDULE FOR SPECIES SELECTION. TREE PLANTED WITH VERTICAL ALIGNMENT. APPROVED BY SUPERINTENDENT. PRUNE DAMAGED/DEAD FOLIAGE AS DIRECTED BY SUPERINTENDENT.

3nos. 50X50X2400MM HARDWOOD STAKES. SET VERTICALLY AND CLEAR OF ROOTBALL AND MIN 800MM INTO GROUND TO 150MM OF STAKES TO BE PAINT FOR PRESERVATION. STAKES ARE TO BE OFFSET FROM THE NEAREST UNDERGROUND SERVICES A MIN 200MM TO ENSURE NO DAMAGE IS CAUSED TO UNDERGROUND SERVICES.

3nos. 50MM WIDE HESSIAN TIES WRAPPED AROUND TRUNK @ $\frac{1}{3}$ TREE HEIGHT AND STAPLED/NAILED TO STAKES ALLOWING SOME TRUNK MOVEMENT.

75MM ORGANIC "EUCALYPTUS" MULCH. FINE GRADE, GRADED AS SHOWN FOR WATER CATCHMENT. CONTRACTOR TO PROVIDE SPECIFICATION TO SUPERINTENDENT FOR APPROVAL PRIOR TO INSTALLATION.

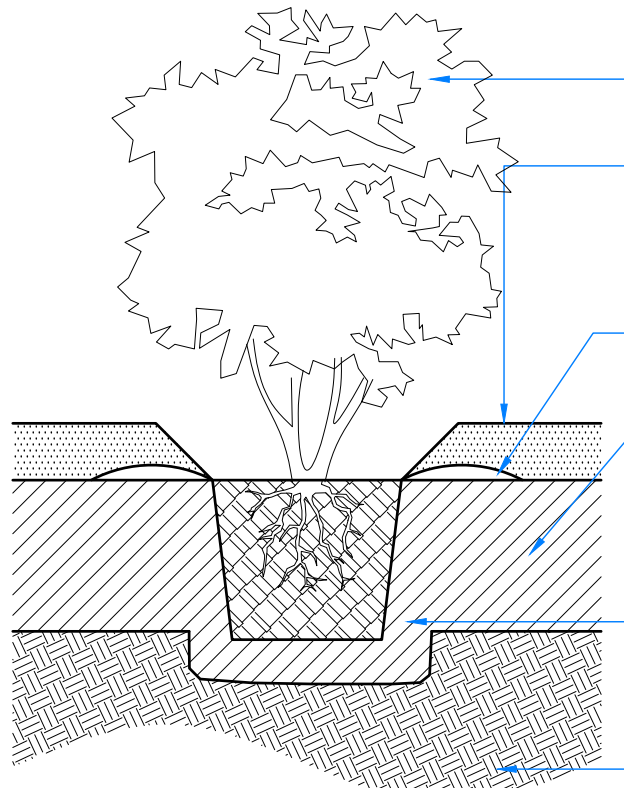
REFER SURFACE FINISH PLAN [CD006]. ROOTBALL HOLE TO HAVE CULTIVATED EDGE MIN 300MM FROM ROOTBALL. ROOTBALL TO SIT ELEVATED MIN. 200MM FROM BASE OF HOLE, AS SHOWN.

TOP OF ROOTBALL TO BE SET LEVEL WITH COMPACTED CLEAN FILL.

FILL WITH APPROVED IMPORTED SOIL OR AUGMENTED NATIVE EXCAVATED SOIL OR WITH 30% ORGANIC MULCH AND ORGANIC MANURE. REMOVE ALL RUBBLE AND DEBRIS. CONTRACTOR TO PROVIDE SPECIFICATION TO SUPERINTENDENT FOR APPROVAL PRIOR TO INSTALLATION.

EXISTING SUBGRADE

A LARGE TREE - TYPICAL DETAIL
401 SCALE 1:20



NOTE:
FERTILIZER
1. NPK STARTER FERTILIZER 8.10.9 AT 4KG/100 SQ.M.
- TRACE ELEMENT MIX MICROMAX 3KG/100 SQ.M.
- MAGNESIUM SULPHATE 3KG/100 SQ.M.
- SUPERPHOSPHATE 1.5KG/100 SQ.M.
2. AT PLANTING APPLY TO THE SURFACE OF THE LAWN AREA NPK 16.4.14 OR SIMILAR FERTILIZER AT 3KG/100 SQ.M.
3. APPLY THE ABOVE EVERY 4 WEEKS FOR THE INITIAL ESTABLISHMENT PERIOD OF 3-4 MONTHS.
4. GENERAL NOTE ON FERTILIZERS: THERE MAY BE ALTERNATIVE FERTILIZER MATERIALS THAT COULD BE USED INSTEAD OF THE PRODUCTS LISTED ABOVE. THE USE OF ALTERNATIVES WILL REQUIRE REASSESSMENT OF THE RATE AND FREQUENCY OF APPLICATIONS.

REFER LANDSCAPE PLAN AND PLANTING SCHEDULE FOR SPECIES SELECTION.

75MM ORGANIC "EUCALYPTUS" MULCH. FINE GRADE, GRADED AS SHOWN FOR WATER CATCHMENT. CONTRACTOR TO PROVIDE SPECIFICATION TO SUPERINTENDENT FOR APPROVAL PRIOR TO INSTALLATION.

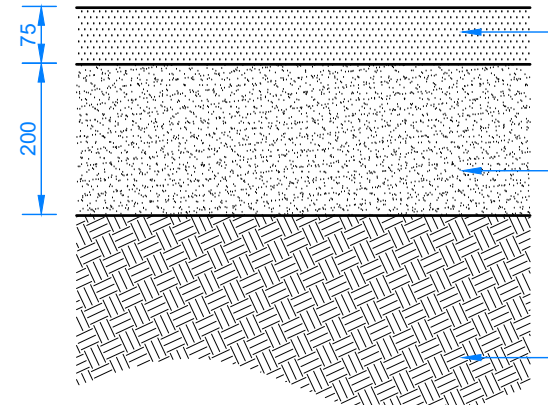
MOUNTED TOPSOIL BERM AROUND BASE OF SHRUB, AS SHOWN.

200MM IMPORTED TOPSOIL. APPROVED ON SITE. REFER SPECIFICATIONS. CONTRACTOR TO PROVIDE SPECIFICATION TO SUPERINTENDENT FOR APPROVAL PRIOR TO INSTALLATION.

FILL WITH APPROVED IMPORTED SOIL OR AUGMENTED NATIVE EXCAVATED SOIL OR WITH 30% ORGANIC MULCH AND ORGANIC MANURE. REMOVE ALL RUBBLE AND DEBRIS. CONTRACTOR TO PROVIDE SPECIFICATION TO SUPERINTENDENT FOR APPROVAL PRIOR TO INSTALLATION.

EXISTING SUBGRADE

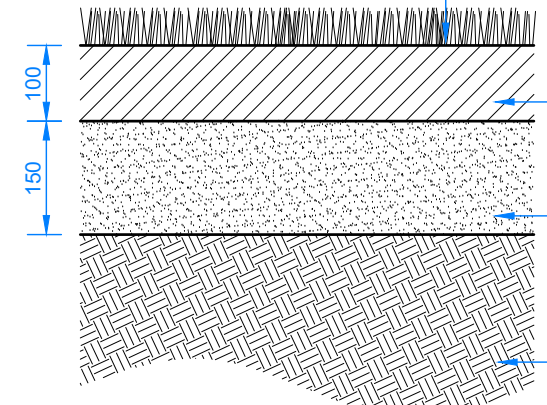
B SHRUB - TYPICAL DETAIL
401 SCALE 1:10



NOTE:
FERTILIZER
1. NPK STARTER FERTILIZER 8.10.9 AT 4KG/100 SQ.M.
- TRACE ELEMENT MIX MICROMAX 3KG/100 SQ.M.
- MAGNESIUM SULPHATE 3KG/100 SQ.M.
- SUPERPHOSPHATE 1.5KG/100 SQ.M.
2. AT PLANTING APPLY TO THE SURFACE OF THE LAWN AREA NPK 16.4.14 OR SIMILAR FERTILIZER AT 3KG/100 SQ.M.
3. APPLY THE ABOVE EVERY 4 WEEKS FOR THE INITIAL ESTABLISHMENT PERIOD OF 3-4 MONTHS.
4. GENERAL NOTE ON FERTILIZERS: THERE MAY BE ALTERNATIVE FERTILIZER MATERIALS THAT COULD BE USED INSTEAD OF THE PRODUCTS LISTED ABOVE. THE USE OF ALTERNATIVES WILL REQUIRE REASSESSMENT OF THE RATE AND FREQUENCY OF APPLICATIONS.

75MM ORGANIC "EUCALYPTUS" MULCH. FINE GRADE. CONTRACTOR TO PROVIDE SPECIFICATION TO SUPERINTENDENT FOR APPROVAL PRIOR TO INSTALLATION.
200MM IMPORTED TOPSOIL (SANDY LOAM) WITH INCORPORATION FERTILIZER. CONTRACTOR TO PROVIDE SPECIFICATION TO SUPERINTENDENT FOR APPROVAL PRIOR TO INSTALLATION.
EXISTING SUBGRADE.

C MULCH - TYPICAL DETAIL
401 SCALE 1:10



NOTE:
FERTILIZER
1. NPK STARTER FERTILIZER 8.10.9 AT 4KG/100 SQ.M.
- TRACE ELEMENT MIX MICROMAX 3KG/100 SQ.M.
- MAGNESIUM SULPHATE 3KG/100 SQ.M.
- SUPERPHOSPHATE 1.5KG/100 SQ.M.
2. AT PLANTING APPLY TO THE SURFACE OF THE LAWN AREA NPK 16.4.14 OR SIMILAR FERTILIZER AT 3KG/100 SQ.M.
3. APPLY THE ABOVE EVERY 4 WEEKS FOR THE INITIAL ESTABLISHMENT PERIOD OF 3-4 MONTHS.
4. GENERAL NOTE ON FERTILIZERS: THERE MAY BE ALTERNATIVE FERTILIZER MATERIALS THAT COULD BE USED INSTEAD OF THE PRODUCTS LISTED ABOVE. THE USE OF ALTERNATIVES WILL REQUIRE REASSESSMENT OF THE RATE AND FREQUENCY OF APPLICATIONS.

KIKUYU SEED BLEND ROLLED TURF INCLUDING PREPARATION FERTILIZER AS SPECIFIED. CONTRACTOR TO PROVIDE SPECIFICATION TO SUPERINTENDENT FOR APPROVAL PRIOR TO INSTALLATION.

100MM IMPORTED TOPSOIL. APPROVED ON SITE. REFER SPECIFICATIONS. CONTRACTOR TO PROVIDE SPECIFICATION TO SUPERINTENDENT FOR APPROVAL PRIOR TO INSTALLATION.

CULTIVATED LAWN AREA TO 150MM DEPTH. CONTRACTOR TO PROVIDE SPECIFICATION TO SUPERINTENDENT FOR APPROVAL PRIOR TO INSTALLATION.

EXISTING SUBGRADE

D ROLLED GRASS TURF - TYPICAL DETAIL
401 SCALE 1:10

-WARNING -
CONTRACTOR TO VERIFY LOCATION; DEPTH/CLEARANCE AND ALIGNMENT OF OVERHEAD AND UNDERGROUND SERVICES. CONTRACTOR TO ACQUIRE CURRENT AND RELEVANT DIAL BEFORE YOU DIG/ONE CALL SERVICES DRAWINGS AND ADHERE TO ALL REQUIREMENTS FOR WORKS NEAR SERVICES INCLUDING CLEARANCES, EASEMENTS AND INFORMING SERVICE AUTHORITIES PRIOR TO COMMENCEMENT OF WORKS. THE LOCATIONS OF UNDERGROUND SERVICES INDICATED IN THIS SET OF DRAWINGS ARE INDICATIVE ONLY. FIT LOCATIONS HAVE BEEN SURVEYED BY A LICENSED SURVEYOR.

-SITE DIMENSIONS -
CONTRACTOR TO SATISFY THEMSELVES OF SITE CONDITIONS, CHANGES IN LEVEL AND DIMENSIONS PRIOR TO FABRICATION OF SITE SPECIFIC ITEMS OR PRIOR TO ORDERING/PURCHASING MATERIALS. WHERE DISCREPANCIES EXIST BETWEEN DRAWINGS AND SITE CONDITIONS CONTRACTOR TO NOTIFY SUPERINTENDENT PRIOR TO COMMENCEMENT OF WORKS.

-COPYRIGHT AND INTELLECTUAL PROPERTY RIGHTS -
ENLOCUS RETAINS THE INTELLECTUAL PROPERTY RIGHT IN RELATION TO THE CONTRACT MATERIAL. THE DESIGN AS REPRESENTED BY THE DRAWING SET AND ALL DETAILS, INGENUITY AND INNOVATION REMAIN THE PROPERTY OF ENLOCUS. REFER TO CONTRACT FOR IRREVOCABLE LICENSE GRANTED TO THE CLIENT AND COPYRIGHT ARRANGEMENT. © ENLOCUS 2019

DRAWING STATUS:

FOR COMMENT

REVISION STATUS:

05	For Comment	18.01.22
04	For Construction	27.08.21
03	For Construction	04.08.21
02B	For Review	25.06.21
02A	For Review	24.06.21

LANDSCAPE ARCHITECT CONSULTANT:

enlocus
ENLOCUS
Level 1, 151 St Georges Rd,
Fitzroy North, Victoria 3066
T : 03 9482 2202
W : www.enlocus.com

CONSULTANTS:

STRUCTURAL ENGINEER
MATRIX ENGINEERING GROUP P/L
24/37 Kellor Park Drive
Kellor Park, Victoria 3042
Tel : +613 9331 7522
www.matrixgroup.net.au

LIGHTING & ELECTRICAL:
WEBB AUSTRALIA GROUP
Level 6, 128 Exhibition St
Melbourne VIC 3000
Tel : +613 9652 0333
www.webbaustralia.com.au

NOTES / LEGEND:

PLANTING NOTES:
01. CONTRACTOR TO VERIFY LOCATION; DEPTH/CLEARANCE AND ALIGNMENT OF ALL OVERHEAD AND UNDERGROUND SERVICES INDICATED ON CURRENT AND RELEVANT DIAL BEFORE YOU DIG/ONE CALL SERVICES DRAWINGS CONTRACTOR TO REQUEST ADDITIONAL SERVICES RECORDS FROM COUNCIL. WHERE SERVICES ACCESS FITS, LIGHT POLES, MISTRESS/VLIES ETC. EXIST ON SITE CONTRACTOR TO ASSUME GENERAL ALIGNMENT OF UNDERGROUND PIPES, CONDUITS, CABLES ETC AND VERIFY ALIGNMENT AND MARK ON SITE PRIOR TO COMMENCEMENT OF WORKS.
02. LICENSED SURVEYOR TO BE USED TO LOCATE HEIGHT DATUM & SET OUT POINT AS SHOWN ON DRAWINGS PRIOR TO COMMENCEMENT OF WORKS. CONTRACTOR TO INFORM SUPERINTENDENT OF ANY DISCREPANCIES PRIOR TO COMMENCING WORKS.
03. STOCK PILED SITE TOPSOIL TO BE USED WHERE APPROVED BY SUPERINTENDENT. STOCK PILED TOPSOIL TO BE CLEARED OF VEGETATIVE MATTER AND DEBRIS.

CLIENT NAME:

INNER WEST COUNCIL
7-15 Wetherill Street, Leichhardt
NSW 2040

PROJECT NAME:

LEICHHARDT PARK SKATE PARK
70 Mary Street,
Lilyfield NSW 2040

DRAWING TITLE:

Planting Details 01

SCALE: N/A DATE OF ISSUE: 17.02.2022
FORMAT / SIZE: A1 REFERENCE NO: 1821
DESIGN REVIEW: ND APPROVAL: JM

DRAWING NUMBER: REVISION:

1821_CD 401 05